

## Thoroughbred Age Group Results

Position	Bib #	Name	Overall Time	Age	Gender
----------	-------	------	--------------	-----	--------

### RUN TOP MALES OVERALL based on Gun Elapsed time

1	704	Baum, Sam	00:45:07.2	34	M
2	821	Conlon, Matthew	00:46:20.1	25	M
3	750	Immel, Justin	00:47:49.8	32	M

### RUN TOP FEMALES OVERALL based on Gun Elapsed time

1	763	Mattlin, Cara	00:54:00.6	35	F
2	783	Rayburn, Michaele	00:54:21.6	45	F
3	708	Bittinger, Tasha	00:55:22.5	33	F

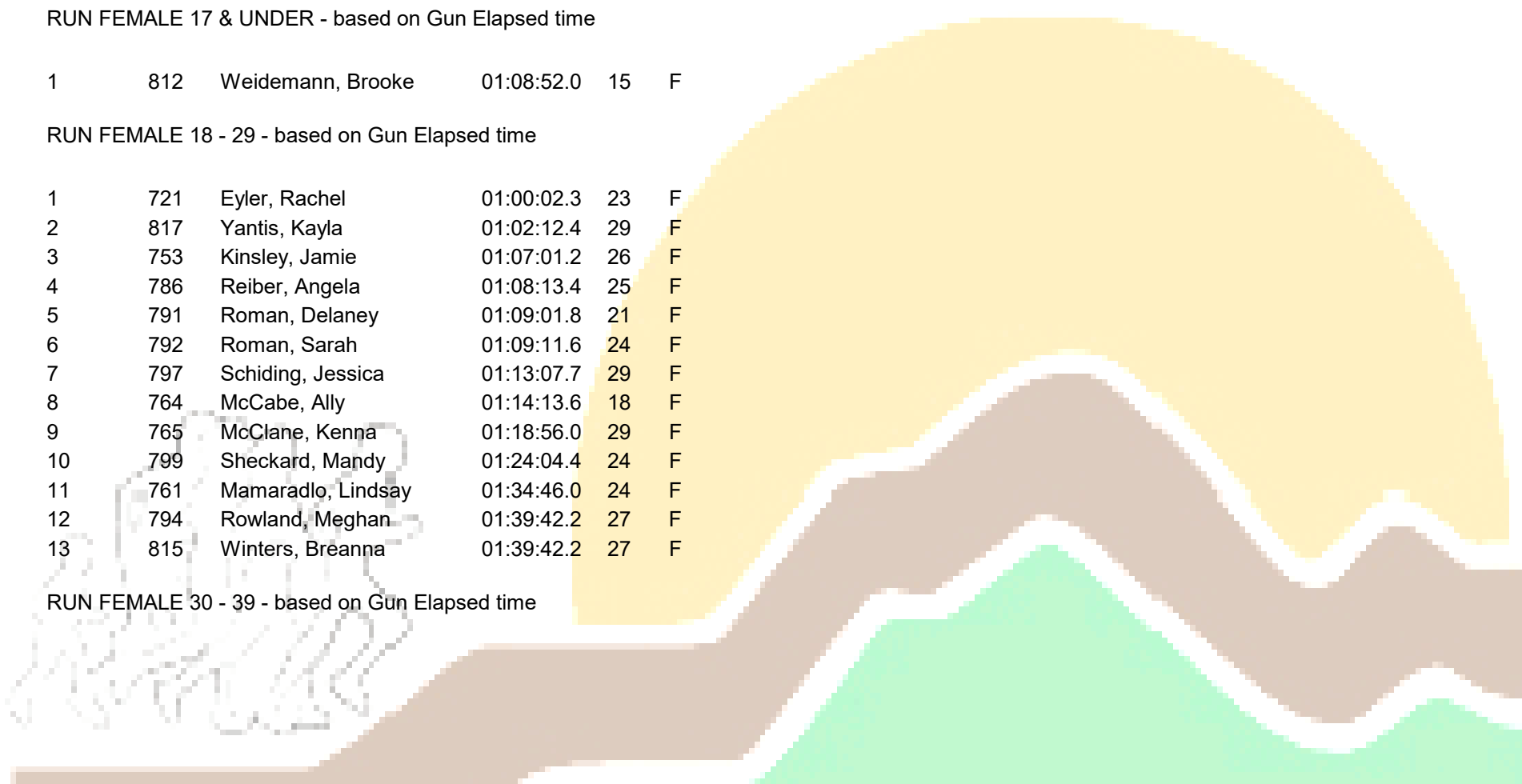
### RUN FEMALE 17 & UNDER - based on Gun Elapsed time

1	812	Weidemann, Brooke	01:08:52.0	15	F
---	-----	-------------------	------------	----	---

### RUN FEMALE 18 - 29 - based on Gun Elapsed time

1	721	Eyler, Rachel	01:00:02.3	23	F
2	817	Yantis, Kayla	01:02:12.4	29	F
3	753	Kinsley, Jamie	01:07:01.2	26	F
4	786	Reiber, Angela	01:08:13.4	25	F
5	791	Roman, Delaney	01:09:01.8	21	F
6	792	Roman, Sarah	01:09:11.6	24	F
7	797	Schiding, Jessica	01:13:07.7	29	F
8	764	McCabe, Ally	01:14:13.6	18	F
9	765	McClane, Kenna	01:18:56.0	29	F
10	799	Sheckard, Mandy	01:24:04.4	24	F
11	761	Mamaradlo, Lindsay	01:34:46.0	24	F
12	794	Rowland, Meghan	01:39:42.2	27	F
13	815	Winters, Breanna	01:39:42.2	27	F

### RUN FEMALE 30 - 39 - based on Gun Elapsed time



## Thoroughbred Age Group Results

Position	Bib #	Name	Overall Time	Age	Gender
1	716	Dean, Megan	00:56:43.1	33	F
2	787	Rill, Danielle	01:06:24.1	36	F
3	705	Baum, Megan	01:08:31.0	34	F
4	707	Bish, Janice	01:09:52.9	33	F
5	793	Rostron, Jana	01:10:28.9	32	F
6	751	Jacobs, Meggie	01:17:14.1	33	F
7	730	Gunnet, Jennifer	01:19:58.1	39	F
8	755	Koslosky, Jenna	01:22:26.0	32	F
9	714	Clutter, Danielle	01:34:40.7	33	F
10	806	Sterling, Amy	01:34:41.3	39	F
11	822	Blackburn, Jesica	01:41:29.9	37	F

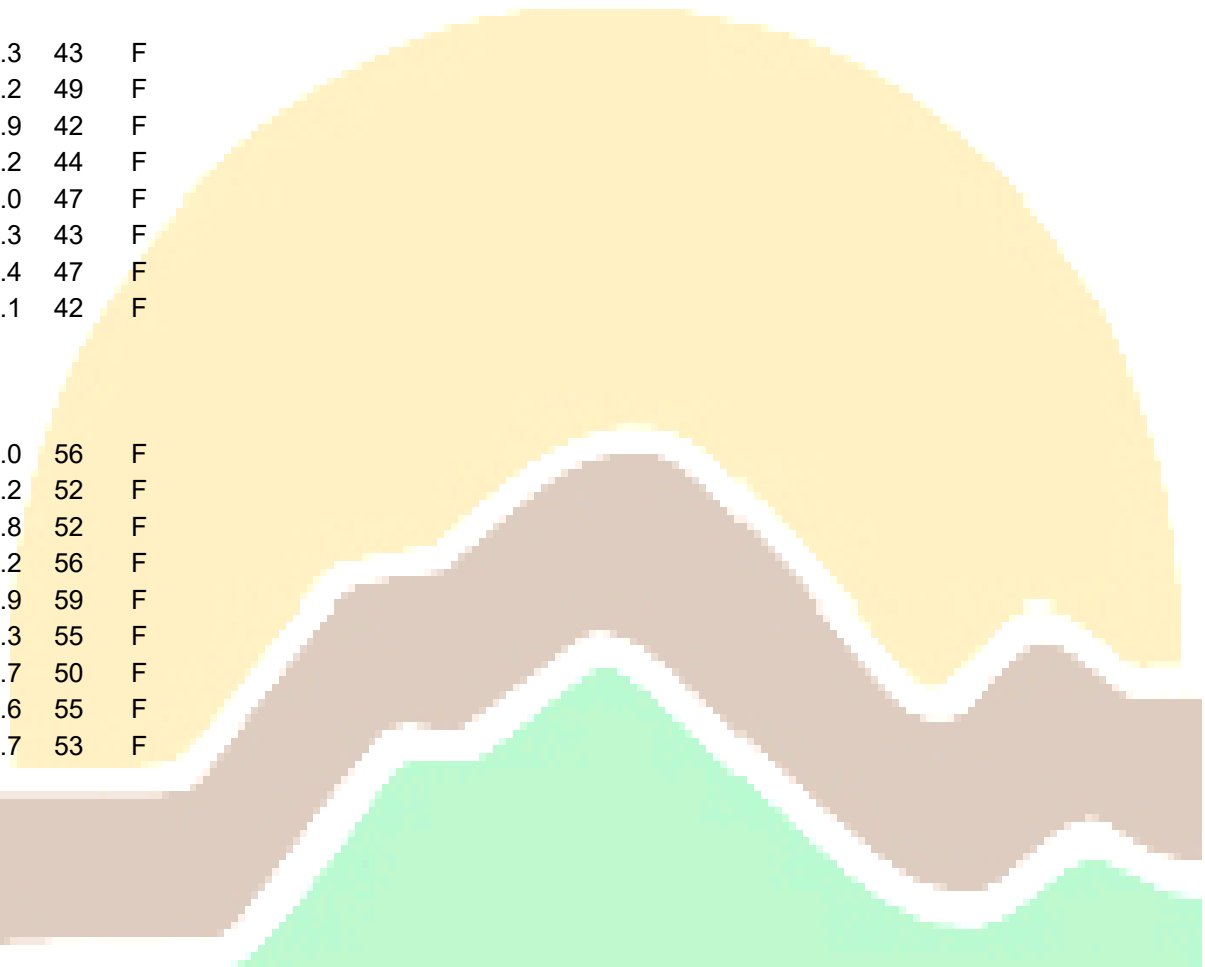
### RUN FEMALE 40 - 49 - based on Gun Elapsed time

1	795	Savoie, Marian	01:10:36.3	43	F
2	802	Snyder, Jane	01:12:05.2	49	F
3	756	Lange, Jennifer	01:12:05.9	42	F
4	808	Strausbaugh, Michelle	01:17:44.2	44	F
5	709	Bray, Angela	01:20:21.0	47	F
6	774	Neff, Angie	01:22:12.3	43	F
7	734	Hartman, Janet	01:24:05.4	47	F
8	724	Fields, Caroline	01:30:19.1	42	F

### RUN FEMALE 50 - 59 - based on Gun Elapsed time

1	779	Pearce, Hope	01:02:19.0	56	F
2	785	Reeves, Robbie	01:08:50.2	52	F
3	760	Madden, Christine	01:09:12.8	52	F
4	778	Olney, Doris	01:10:24.2	56	F
5	744	Hornock, Penelope	01:15:57.9	59	F
6	770	Moore, Pam	01:26:30.3	55	F
7	819	Luckett, Amy	01:30:19.7	50	F
8	719	English, Eve	01:31:00.6	55	F
9	758	Lloyd, Lauren	01:49:39.7	53	F

### RUN FEMALE 60+ - based on Gun Elapsed time



## Thoroughbred Age Group Results

Position	Bib #	Name	Overall Time	Age	Gender
----------	-------	------	--------------	-----	--------

1	752	Johnson, Lydia	01:09:54.2	62	F
2	823	Knuepfer, Karen	01:15:49.2	64	F
3	769	Moebius, Heide	01:20:06.3	77	F
4	826	Mitchell, Karen	01:30:02.4	65	F
5	759	Luce, Stephny	01:34:26.6	60	F
6	735	Hawn, Faye	01:42:56.3	62	F
7	780	Poole, Beth	01:49:39.9	69	F

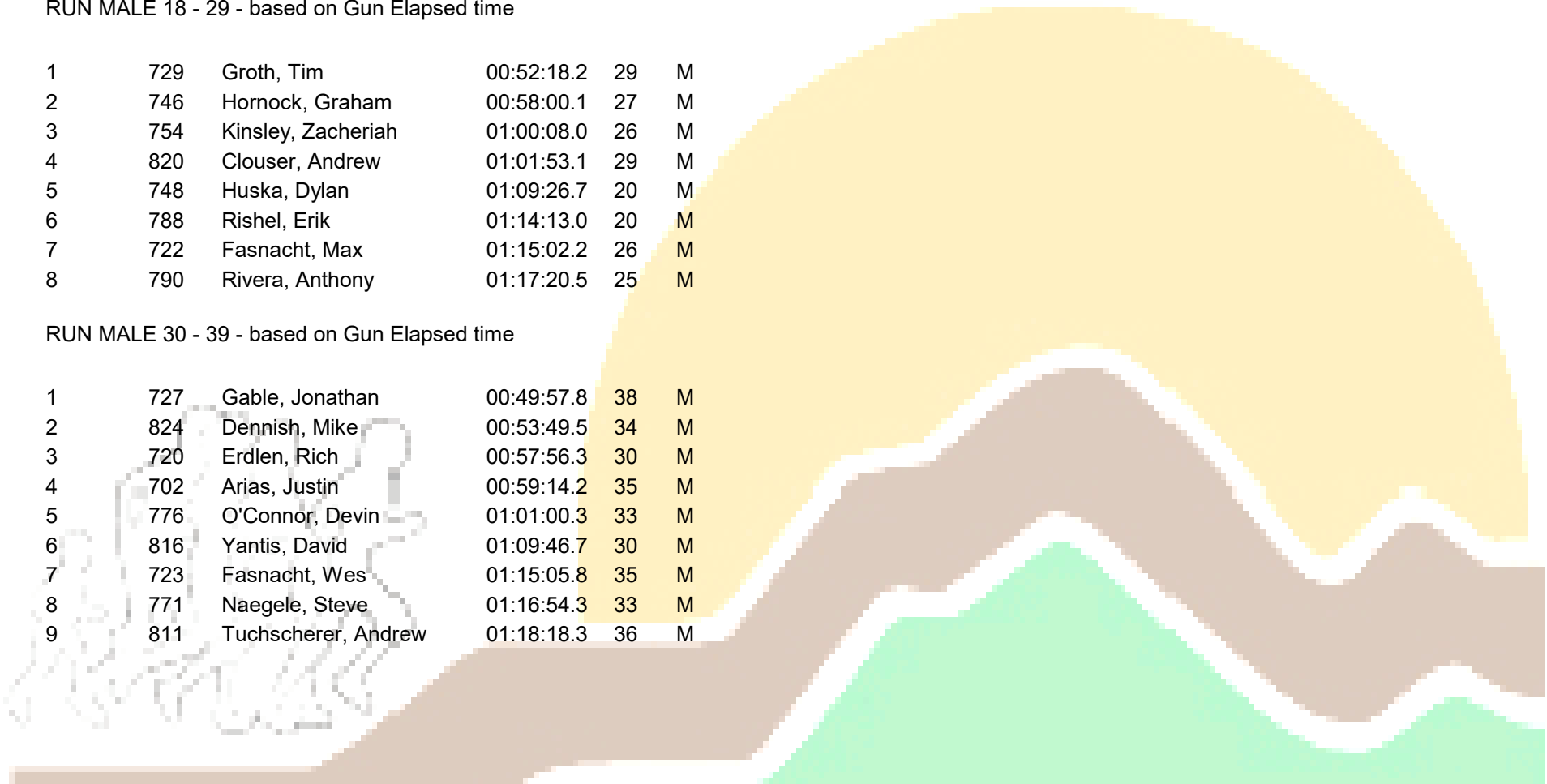
RUN MALE 17 & UNDER - based on Gun Elapsed time

RUN MALE 18 - 29 - based on Gun Elapsed time

1	729	Groth, Tim	00:52:18.2	29	M
2	746	Hornock, Graham	00:58:00.1	27	M
3	754	Kinsley, Zacheriah	01:00:08.0	26	M
4	820	Clouser, Andrew	01:01:53.1	29	M
5	748	Huska, Dylan	01:09:26.7	20	M
6	788	Rishel, Erik	01:14:13.0	20	M
7	722	Fasnacht, Max	01:15:02.2	26	M
8	790	Rivera, Anthony	01:17:20.5	25	M

RUN MALE 30 - 39 - based on Gun Elapsed time

1	727	Gable, Jonathan	00:49:57.8	38	M
2	824	Dennish, Mike	00:53:49.5	34	M
3	720	Erdlen, Rich	00:57:56.3	30	M
4	702	Arias, Justin	00:59:14.2	35	M
5	776	O'Connor, Devin	01:01:00.3	33	M
6	816	Yantis, David	01:09:46.7	30	M
7	723	Fasnacht, Wes	01:15:05.8	35	M
8	771	Naegele, Steve	01:16:54.3	33	M
9	811	Tuchscherer, Andrew	01:18:18.3	36	M



## Thoroughbred Age Group Results

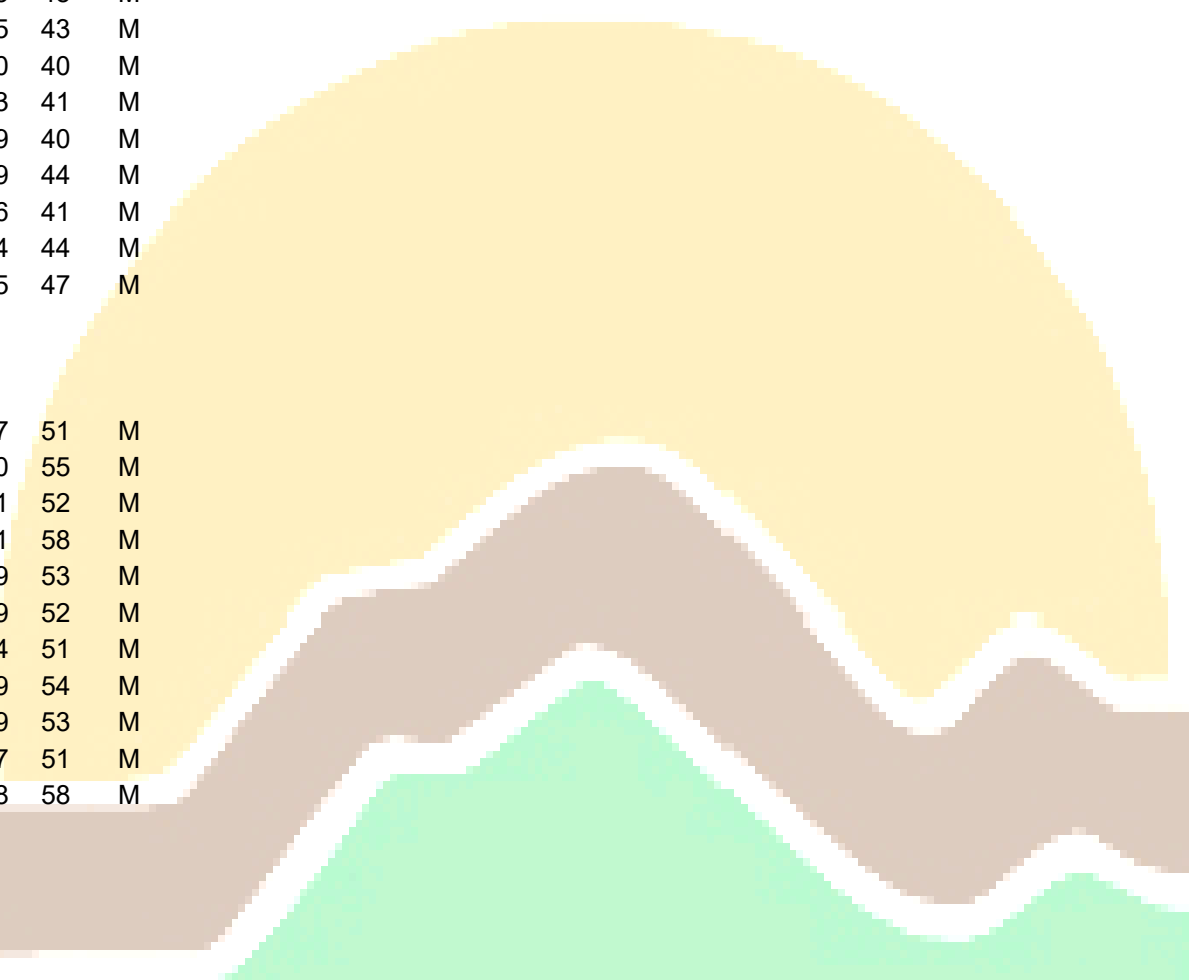
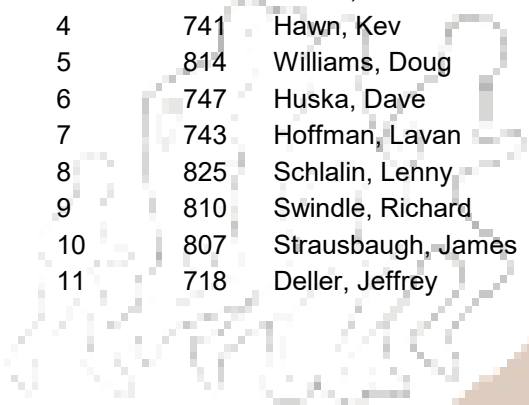
Position	Bib #	Name	Overall Time	Age	Gender
10	777	Ohnmeiss, Brian	01:18:34.0	38	M
11	809	Stumpf, Nick	01:27:07.3	32	M
12	762	Mamaradlo, Teo	01:34:44.7	32	M

### RUN MALE 40 - 49 - based on Gun Elapsed time

1	773	Neff, Matt	00:49:00.7	43	M
2	768	Mills, Michael	00:50:34.1	41	M
3	767	Miller, Leo	00:51:23.0	47	M
4	798	Schorr, Andy	00:52:01.2	41	M
5	766	Miller, Richard	00:57:34.4	47	M
6	757	Laudo, Christopher	01:00:00.5	48	M
7	712	Cassidy, Michael	01:01:55.5	48	M
8	796	Savoie, Scott	01:05:33.5	43	M
9	818	Golec, Lucas	01:05:38.0	40	M
10	732	Hanna, Josh	01:05:53.3	41	M
11	789	Ritchey, Tim	01:07:17.9	40	M
12	800	Sheckard, Tom	01:10:06.9	44	M
13	775	Nusz, Chris	01:13:07.6	41	M
14	715	Corbin, John	01:16:21.4	44	M
15	710	Bray, Shawn	01:28:39.5	47	M

### RUN MALE 50 - 59 - based on Gun Elapsed time

1	731	Haight, Dave	00:49:41.7	51	M
2	782	Rayburn, James	00:50:51.0	55	M
3	772	Natale, Michael	00:57:16.1	52	M
4	741	Hawn, Kev	00:59:09.1	58	M
5	814	Williams, Doug	01:00:33.9	53	M
6	747	Huska, Dave	01:00:46.9	52	M
7	743	Hoffman, Lavan	01:02:02.4	51	M
8	825	Schlain, Lenny	01:04:16.9	54	M
9	810	Swindle, Richard	01:07:32.9	53	M
10	807	Strausbaugh, James	01:08:35.7	51	M
11	718	Deller, Jeffrey	01:08:55.8	58	M



## Thoroughbred Age Group Results

Position	Bib #	Name	Overall Time	Age	Gender
12	742	Hershey, Doug	01:09:14.6	54	M
13	801	Snyder, Craig	01:10:06.4	55	M
14	784	Reeves, Jamie	01:24:44.0	52	M

### RUN MALE 60+ - based on Gun Elapsed time

1	781	Poole, Richard	01:07:43.1	71	M
2	703	Ball, Michael	01:09:49.4	63	M
3	726	Gable, Bill	01:17:24.2	62	M
4	745	Hornock, Joel	01:21:05.6	60	M
5	813	Weitzel, David	01:22:00.4	63	M

