

Age Group Report: 8/29/2016 9:45:31 AM

Position	Bib #	Name	Gun Start	Finish	Gun Elapsed	Age	Gender	Division
----------	-------	------	-----------	--------	-------------	-----	--------	----------

RUN TOP MALES OVERALL based on Gun Elapsed time

1	289	Longenecker, Robert	07:58:38.9	08:57:46.0	00:59:07.0	27	M	Run
2	229	Wolfgang, Eric	07:58:38.9	08:58:36.8	00:59:57.9	34	M	Run
3	43	Ferree, Eric	07:58:38.9	09:00:14.1	01:01:35.2	38	M	Run

RUN TOP FEMALES OVERALL based on Gun Elapsed time

1	222	Hickie, Sarah	07:58:38.9	09:02:32.4	01:03:53.4	30	F	Run
2	320	Hodge, Brenda	07:58:38.9	09:08:45.1	01:10:06.2	45	F	Run
3	176	Liu, Teal	07:58:38.9	09:09:15.0	01:10:36.1	30	F	Run

RUN TOP MALE MASTERS based on Gun Elapsed time

1	328	Myers, Ryan	07:58:38.9	09:02:23.9	01:03:44.9	40	M	Run
---	-----	-------------	------------	------------	------------	----	---	-----

RUN TOP FEMALE MASTERS based on Gun Elapsed time

1	342	Navarro, Tanya	07:58:38.9	09:14:40.0	01:16:01.1	46	F	Run
---	-----	----------------	------------	------------	------------	----	---	-----

RUN MALE 19 & UNDER - based on Gun Elapsed time

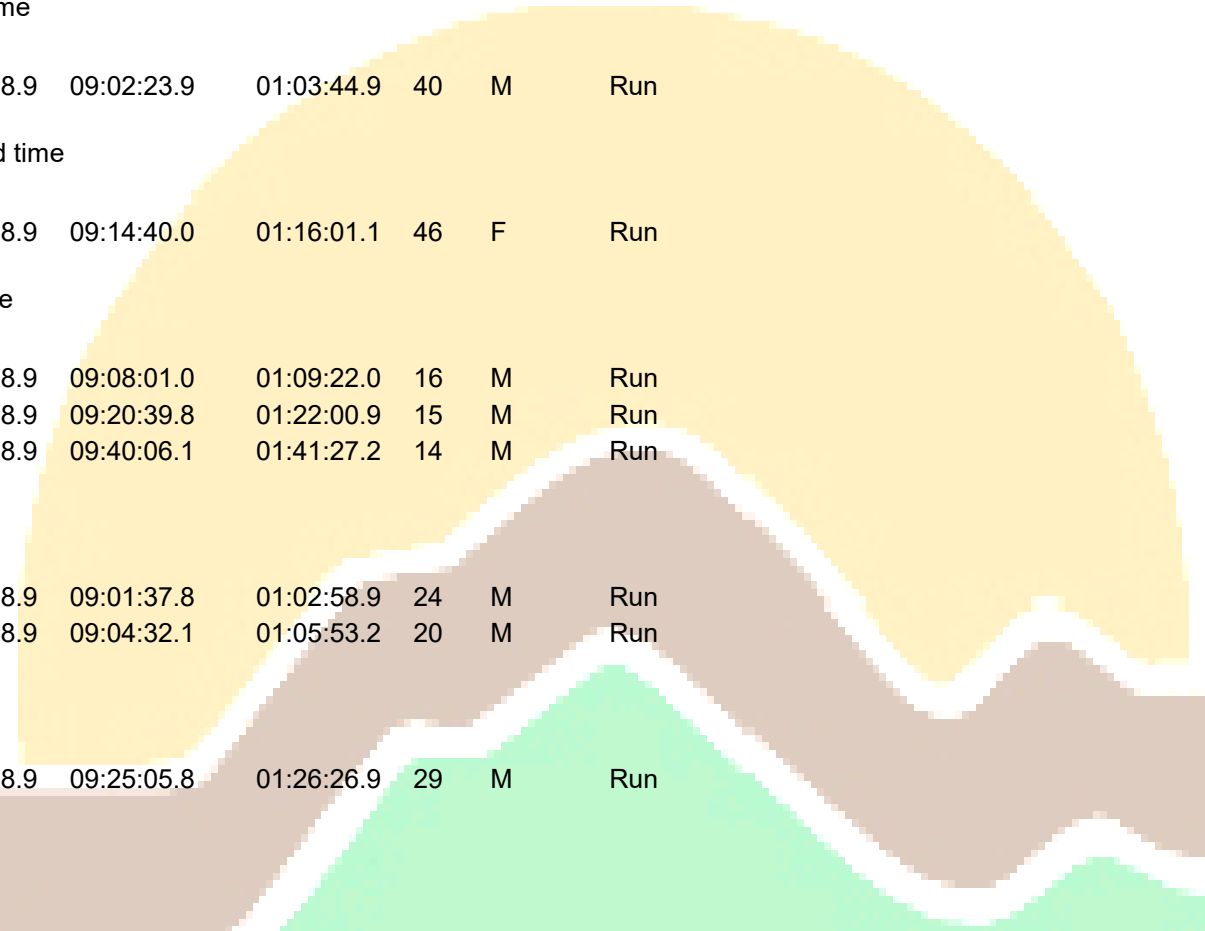
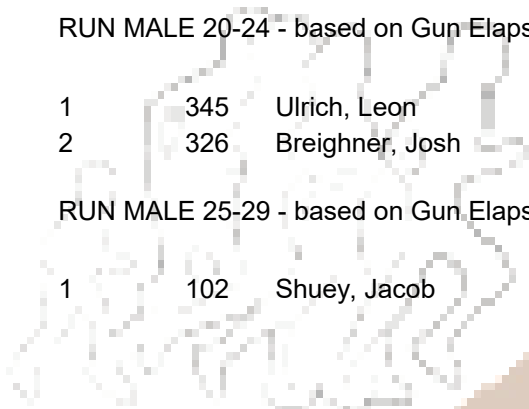
1	161	McKenzie, Jarrid	07:58:38.9	09:08:01.0	01:09:22.0	16	M	Run
2	303	Tolerico, Alex	07:58:38.9	09:20:39.8	01:22:00.9	15	M	Run
3	85	Steelman, Aiden	07:58:38.9	09:40:06.1	01:41:27.2	14	M	Run

RUN MALE 20-24 - based on Gun Elapsed time

1	345	Ulrich, Leon	07:58:38.9	09:01:37.8	01:02:58.9	24	M	Run
2	326	Breighner, Josh	07:58:38.9	09:04:32.1	01:05:53.2	20	M	Run

RUN MALE 25-29 - based on Gun Elapsed time

1	102	Shuey, Jacob	07:58:38.9	09:25:05.8	01:26:26.9	29	M	Run
---	-----	--------------	------------	------------	------------	----	---	-----



Age Group Report: 8/29/2016 9:45:31 AM

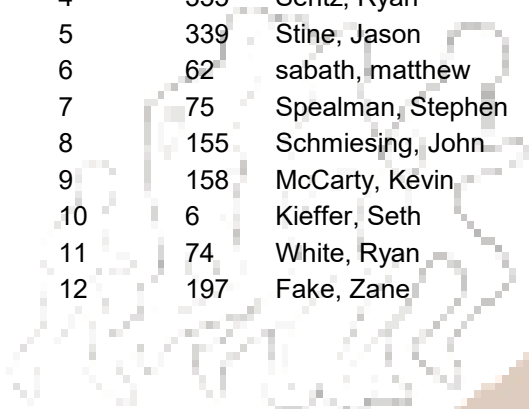
Position	Bib #	Name	Gun Start	Finish	Gun Elapsed	Age	Gender	Division
----------	-------	------	-----------	--------	-------------	-----	--------	----------

RUN MALE 30-34 - based on Gun Elapsed time

1	72	Groft, Darren	07:58:38.9	09:06:17.9	01:07:39.0	32	M	Run
2	211	Immel, Justin	07:58:38.9	09:06:25.0	01:07:46.1	32	M	Run
3	236	snook, matt	07:58:38.9	09:10:50.6	01:12:11.7	34	M	Run
4	198	Haun, Michael	07:58:38.9	09:11:35.0	01:12:56.1	33	M	Run
5	278	Jacobson, Michael	07:58:38.9	09:13:21.6	01:14:42.7	34	M	Run
6	88	MacDonald, Michael	07:58:38.9	09:14:19.3	01:15:40.4	32	M	Run
7	137	Huckenberry, Charles	07:58:38.9	09:14:52.0	01:16:13.1	33	M	Run
8	16	Dibble, James	07:58:38.9	09:14:59.8	01:16:20.9	31	M	Run
9	257	Tiburtini, Ryan	07:58:38.9	09:18:51.5	01:20:12.6	31	M	Run
10	38	Hall, Brandon	07:58:38.9	09:22:35.5	01:23:56.6	34	M	Run
11	272	Pappion, Anthony	07:58:38.9	09:23:05.5	01:24:26.6	34	M	Run
12	96	Loose, Brian	07:58:38.9	09:23:57.1	01:25:18.1	31	M	Run
13	316	Hyson, Dave	07:58:38.9	09:29:46.7	01:31:07.8	33	M	Run
14	157	NIROULA, PAWAN	07:58:38.9	09:32:53.5	01:34:14.6	32	M	Run
15	297	Eisenhart, Ryan	07:58:38.9	09:33:24.3	01:34:45.4	33	M	Run
16	310	Amodei Jr, Martin	07:58:38.9	09:53:52.3	01:55:13.4	30	M	Run
17	81	Callaghan, Brett	07:58:38.9	10:12:31.1	02:13:52.2	34	M	Run

RUN MALE 35-39 - based on Gun Elapsed time

1	312	Jamison, Joshua	07:58:38.9	09:03:42.1	01:05:03.2	38	M	Run
2	111	Hartman, Andrew	07:58:38.9	09:06:46.2	01:08:07.3	37	M	Run
3	49	Stevenson, Robert	07:58:38.9	09:09:06.0	01:10:27.1	37	M	Run
4	355	Sentz, Ryan	07:58:38.9	09:09:36.2	01:10:57.3	35	M	Run
5	339	Stine, Jason	07:58:38.9	09:10:33.3	01:11:54.4	38	M	Run
6	62	sabath, matthew	07:58:38.9	09:12:08.2	01:13:29.2	38	M	Run
7	75	Spealman, Stephen	07:58:38.9	09:13:13.8	01:14:34.9	38	M	Run
8	155	Schmiesing, John	07:58:38.9	09:13:14.8	01:14:35.9	37	M	Run
9	158	McCarty, Kevin	07:58:38.9	09:13:57.9	01:15:19.0	37	M	Run
10	6	Kieffer, Seth	07:58:38.9	09:21:04.5	01:22:25.6	38	M	Run
11	74	White, Ryan	07:58:38.9	09:21:43.7	01:23:04.8	38	M	Run
12	197	Fake, Zane	07:58:38.9	09:21:58.9	01:23:20.0	37	M	Run



Age Group Report: 8/29/2016 9:45:31 AM

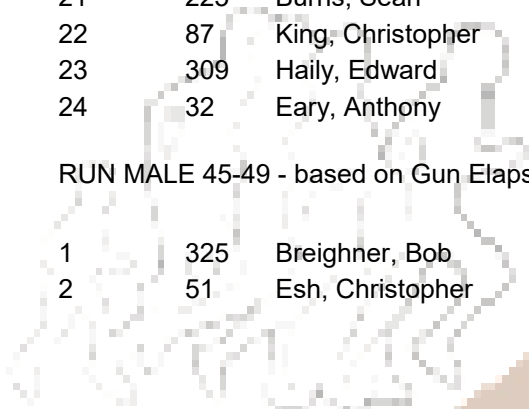
Position	Bib #	Name	Gun Start	Finish	Gun Elapsed	Age	Gender	Division
13	262	Beazley, Benjamin	07:58:38.9	09:31:04.7	01:32:25.8	35	M	Run
14	84	Steelman, Ryan	07:58:38.9	09:43:01.3	01:44:22.4	38	M	Run
15	60	Delany, Matt	07:58:38.9	09:56:56.7	01:58:17.8	37	M	Run

RUN MALE 40-44 - based on Gun Elapsed time

1	311	Smiley, Jim	07:58:38.9	09:04:39.6	01:06:00.7	41	M	Run
2	279	Zeiders, Brent	07:58:38.9	09:10:29.4	01:11:50.5	43	M	Run
3	351	Vemke, Theodore	07:58:38.9	09:12:25.6	01:13:46.6	42	M	Run
4	167	Beaver, Timothy	07:58:38.9	09:12:38.6	01:13:59.7	41	M	Run
5	56	Alwine, Jason	07:58:38.9	09:12:47.2	01:14:08.2	44	M	Run
6	346	Gleba, Jim	07:58:38.9	09:14:03.1	01:15:24.2	44	M	Run
7	318	O'Neil, Jim	07:58:38.9	09:16:18.2	01:17:39.3	40	M	Run
8	356	Daejin, Swope	07:58:38.9	09:18:09.2	01:19:30.3	43	M	Run
9	171	Brady, Kevin	07:58:38.9	09:19:30.4	01:20:51.5	41	M	Run
10	330	Sipe, James	07:58:38.9	09:21:40.4	01:23:01.5	42	M	Run
11	83	Murray, Jason	07:58:38.9	09:22:01.4	01:23:22.5	42	M	Run
12	341	Mummert, Brian	07:58:38.9	09:24:40.0	01:26:01.1	44	M	Run
13	290	Morgenegg, Kyle	07:58:38.9	09:26:38.1	01:27:59.2	43	M	Run
14	350	Barrick, Kevin	07:58:38.9	09:27:05.1	01:28:26.2	42	M	Run
15	230	Launderville, Andrew	07:58:38.9	09:27:14.0	01:28:35.1	40	M	Run
16	39	Biazzo, Brian	07:58:38.9	09:29:11.3	01:30:32.4	40	M	Run
17	199	Eyler, Nathan	07:58:38.9	09:33:13.2	01:34:34.3	42	M	Run
18	27	Poulin, Justin	07:58:38.9	09:33:14.9	01:34:35.9	41	M	Run
19	148	Carlisle, Nathaniel	07:58:38.9	09:36:36.9	01:37:58.0	41	M	Run
20	338	Gratalo, Rob	07:58:38.9	09:37:14.1	01:38:35.1	43	M	Run
21	225	Burns, Sean	07:58:38.9	09:39:36.9	01:40:58.0	44	M	Run
22	87	King, Christopher	07:58:38.9	09:42:23.3	01:43:44.4	40	M	Run
23	309	Haily, Edward	07:58:38.9	09:42:43.0	01:44:04.1	44	M	Run
24	32	Eary, Anthony	07:58:38.9	09:58:35.0	01:59:56.1	42	M	Run

RUN MALE 45-49 - based on Gun Elapsed time

1	325	Breighner, Bob	07:58:38.9	09:04:55.5	01:06:16.6	47	M	Run
2	51	Esh, Christopher	07:58:38.9	09:05:37.5	01:06:58.6	45	M	Run

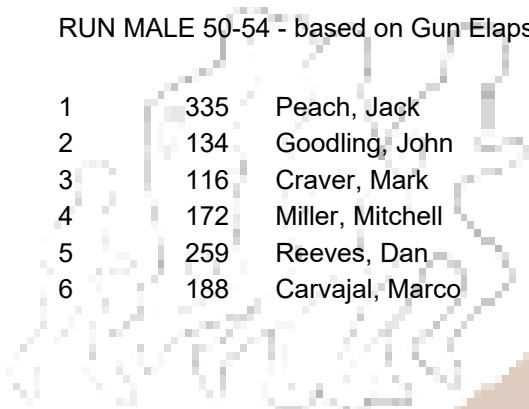


Age Group Report: 8/29/2016 9:45:31 AM

Position	Bib #	Name	Gun Start	Finish	Gun Elapsed	Age	Gender	Division
3	324	Martin, Michael	07:58:38.9	09:06:35.7	01:07:56.7	46	M	Run
4	315	Abbey, Tim	07:58:38.9	09:07:11.9	01:08:33.0	48	M	Run
5	165	Tushingam, David	07:58:38.9	09:08:03.6	01:09:24.7	47	M	Run
6	299	Witte, David	07:58:38.9	09:09:47.4	01:11:08.4	45	M	Run
7	333	Whittaker, Tom	07:58:38.9	09:16:51.2	01:18:12.3	45	M	Run
8	184	Miller, Richard	07:58:38.9	09:19:27.6	01:20:48.7	47	M	Run
9	329	Tolerico, Paul	07:58:38.9	09:20:55.1	01:22:16.2	48	M	Run
10	67	Shaffer, Frank	07:58:38.9	09:22:00.2	01:23:21.3	46	M	Run
11	219	Moyer, Duane	07:58:38.9	09:22:33.1	01:23:54.2	49	M	Run
12	106	Dutton, David	07:58:38.9	09:23:34.8	01:24:55.9	47	M	Run
13	64	Horning, Steve	07:58:38.9	09:25:20.8	01:26:41.9	47	M	Run
14	286	St. Ledger, Jimmy	07:58:38.9	09:26:57.4	01:28:18.4	48	M	Run
15	295	Detz, Jeffrey	07:58:38.9	09:27:31.9	01:28:52.9	49	M	Run
16	284	Groft, Tim	07:58:38.9	09:28:04.3	01:29:25.4	49	M	Run
17	92	Baer, Matthew	07:58:38.9	09:31:01.4	01:32:22.4	48	M	Run
18	203	Raucci, Bob	07:58:38.9	09:31:31.8	01:32:52.9	49	M	Run
19	267	McKim, Kevin	07:58:38.9	09:38:01.3	01:39:22.4	47	M	Run
20	110	Stehle, Kevin	07:58:38.9	09:40:19.7	01:41:40.7	47	M	Run
21	82	Reed, Christopher	07:58:38.9	09:42:28.0	01:43:49.0	47	M	Run
22	100	Gogets, John	07:58:38.9	09:42:54.3	01:44:15.4	48	M	Run
23	331	Adams, Joseph	07:58:38.9	09:43:35.5	01:44:56.6	48	M	Run
24	179	Justh, Darrel	07:58:38.9	09:48:08.9	01:49:29.9	49	M	Run
25	240	Davis, John	07:58:38.9	09:51:15.5	01:52:36.6	47	M	Run
26	57	Sheaffer, Scott	07:58:38.9	09:54:56.9	01:56:17.9	46	M	Run
27	247	Eiben, John	07:58:38.9	09:56:29.8	01:57:50.9	49	M	Run
28	276	Lynn, James	07:58:38.9	10:15:09.7	02:16:30.8	46	M	Run

RUN MALE 50-54 - based on Gun-Elapsed time

1	335	Peach, Jack	07:58:38.9	09:08:38.6	01:09:59.6	50	M	Run
2	134	Goodling, John	07:58:38.9	09:11:25.6	01:12:46.6	54	M	Run
3	116	Craver, Mark	07:58:38.9	09:14:22.3	01:15:43.4	54	M	Run
4	172	Miller, Mitchell	07:58:38.9	09:15:28.5	01:16:49.6	51	M	Run
5	259	Reeves, Dan	07:58:38.9	09:19:15.1	01:20:36.2	52	M	Run
6	188	Carvajal, Marco	07:58:38.9	09:19:20.9	01:20:42.0	54	M	Run

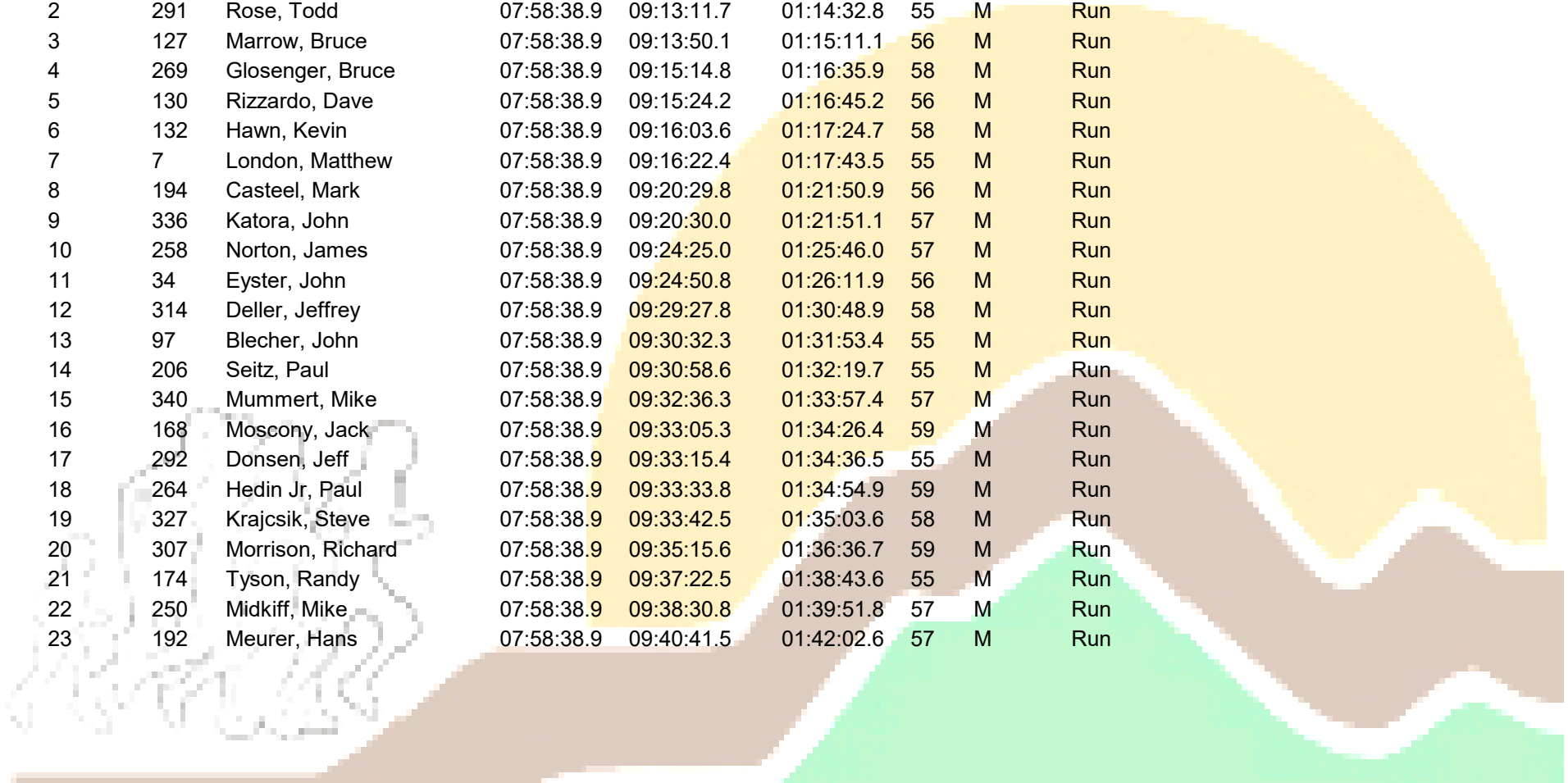


Age Group Report: 8/29/2016 9:45:31 AM

Position	Bib #	Name	Gun Start	Finish	Gun Elapsed	Age	Gender	Division
7	238	Arcieri, Rocco	07:58:38.9	09:26:11.6	01:27:32.6	52	M	Run
8	287	Swanson, Scott	07:58:38.9	09:26:35.8	01:27:56.9	51	M	Run
9	22	Parker, Bran	07:58:38.9	09:27:23.7	01:28:44.8	50	M	Run
10	243	Hill, Dennis	07:58:38.9	09:30:37.1	01:31:58.2	53	M	Run
11	232	Bowen, William	07:58:38.9	09:39:23.0	01:40:44.1	54	M	Run
12	337	Spinello, Glenn	07:58:38.9	09:42:12.5	01:43:33.6	50	M	Run
13	251	Shafer, William	07:58:38.9	09:55:15.3	01:56:36.4	50	M	Run
14	300	Klinedinst, Ed	07:58:38.9	10:06:59.9	02:08:21.0	53	M	Run
15	221	Karas, Robert	07:58:38.9	10:12:15.9	02:13:37.0	52	M	Run

RUN MALE 55-59 - based on Gun Elapsed time

1	282	Eisenhart, Michael	07:58:38.9	09:10:43.6	01:12:04.6	55	M	Run
2	291	Rose, Todd	07:58:38.9	09:13:11.7	01:14:32.8	55	M	Run
3	127	Marrow, Bruce	07:58:38.9	09:13:50.1	01:15:11.1	56	M	Run
4	269	Glosenger, Bruce	07:58:38.9	09:15:14.8	01:16:35.9	58	M	Run
5	130	Rizzardo, Dave	07:58:38.9	09:15:24.2	01:16:45.2	56	M	Run
6	132	Hawn, Kevin	07:58:38.9	09:16:03.6	01:17:24.7	58	M	Run
7	7	London, Matthew	07:58:38.9	09:16:22.4	01:17:43.5	55	M	Run
8	194	Casteel, Mark	07:58:38.9	09:20:29.8	01:21:50.9	56	M	Run
9	336	Katora, John	07:58:38.9	09:20:30.0	01:21:51.1	57	M	Run
10	258	Norton, James	07:58:38.9	09:24:25.0	01:25:46.0	57	M	Run
11	34	Eyster, John	07:58:38.9	09:24:50.8	01:26:11.9	56	M	Run
12	314	Deller, Jeffrey	07:58:38.9	09:29:27.8	01:30:48.9	58	M	Run
13	97	Blecher, John	07:58:38.9	09:30:32.3	01:31:53.4	55	M	Run
14	206	Seitz, Paul	07:58:38.9	09:30:58.6	01:32:19.7	55	M	Run
15	340	Mummert, Mike	07:58:38.9	09:32:36.3	01:33:57.4	57	M	Run
16	168	Moscony, Jack	07:58:38.9	09:33:05.3	01:34:26.4	59	M	Run
17	292	Donsen, Jeff	07:58:38.9	09:33:15.4	01:34:36.5	55	M	Run
18	264	Hedin Jr, Paul	07:58:38.9	09:33:33.8	01:34:54.9	59	M	Run
19	327	Krajcsik, Steve	07:58:38.9	09:33:42.5	01:35:03.6	58	M	Run
20	307	Morrison, Richard	07:58:38.9	09:35:15.6	01:36:36.7	59	M	Run
21	174	Tyson, Randy	07:58:38.9	09:37:22.5	01:38:43.6	55	M	Run
22	250	Midkiff, Mike	07:58:38.9	09:38:30.8	01:39:51.8	57	M	Run
23	192	Meurer, Hans	07:58:38.9	09:40:41.5	01:42:02.6	57	M	Run



Age Group Report: 8/29/2016 9:45:31 AM

Position	Bib #	Name	Gun Start	Finish	Gun Elapsed	Age	Gender	Division
24	118	Kramer, Rodney	07:58:38.9	09:43:48.1	01:45:09.2	57	M	Run
25	349	Haas, Tom	07:58:38.9	09:49:07.5	01:50:28.6	57	M	Run
26	18	Morgan, Dan	07:58:38.9	09:58:34.5	01:59:55.6	55	M	Run

RUN MALE 60-64 - based on Gun Elapsed time

1	288	Longenecker, William	07:58:38.9	09:19:01.2	01:20:22.3	62	M	Run
2	124	Ball, Michael	07:58:38.9	09:27:18.8	01:28:39.8	63	M	Run
3	224	Doster, Don	07:58:38.9	09:40:10.7	01:41:31.8	61	M	Run
4	128	Hornock, Joel	07:58:38.9	09:49:26.6	01:50:47.7	60	M	Run
5	241	Redmond, Al	07:58:38.9	10:00:17.3	02:01:38.4	60	M	Run
6	245	O'Shea, Thomas	07:58:38.9	10:03:23.7	02:04:44.7	60	M	Run
7	9	Barlow, Thomas	07:58:38.9	10:19:47.0	02:21:08.1	63	M	Run

RUN MALE 65 & OVER - based on Gun Elapsed time

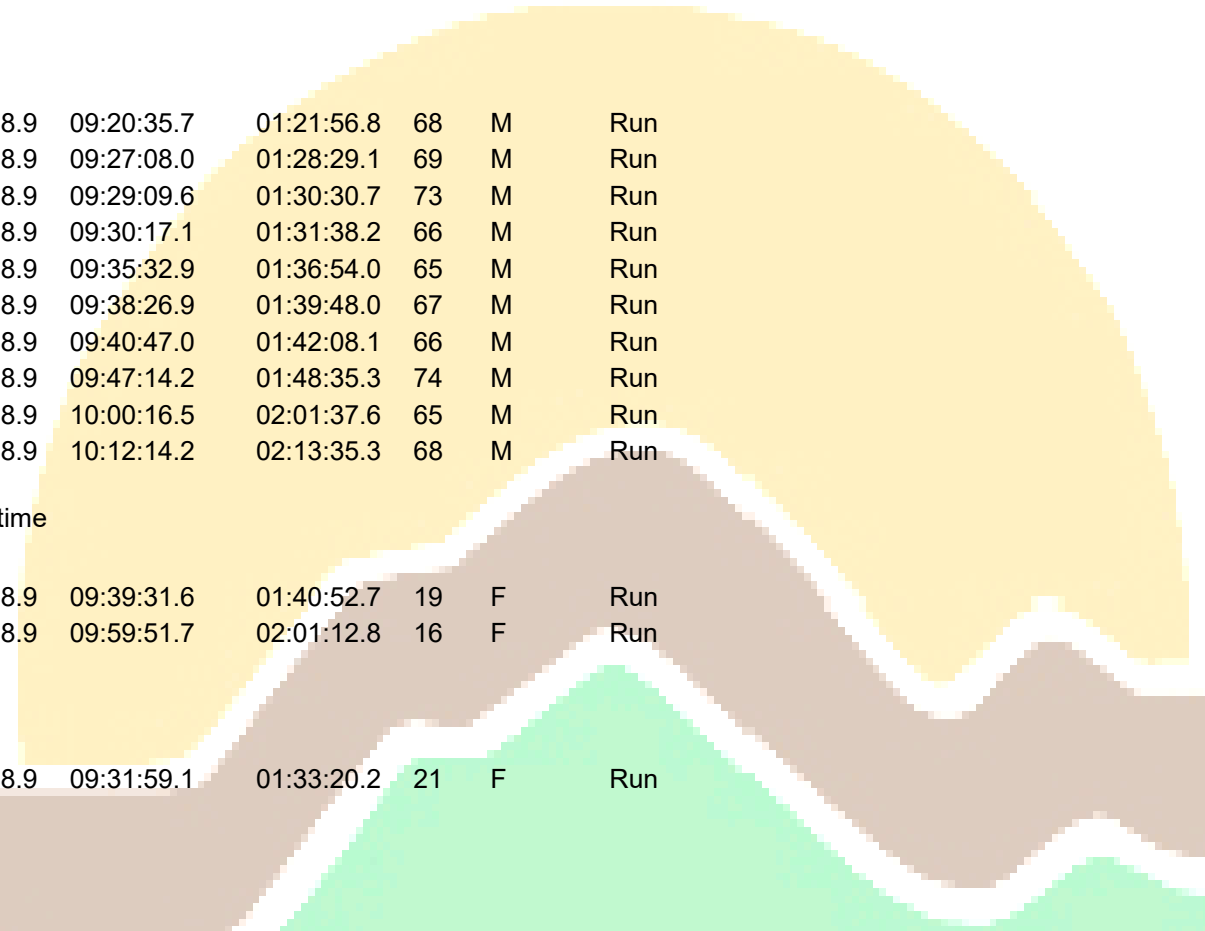
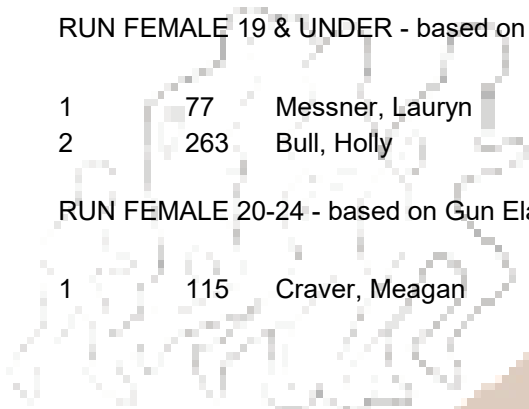
1	193	Meyer, Armand	07:58:38.9	09:20:35.7	01:21:56.8	68	M	Run
2	136	Bell, Les	07:58:38.9	09:27:08.0	01:28:29.1	69	M	Run
3	99	Drasher, Norm	07:58:38.9	09:29:09.6	01:30:30.7	73	M	Run
4	89	Neff, Sam	07:58:38.9	09:30:17.1	01:31:38.2	66	M	Run
5	52	Matysczak, Len	07:58:38.9	09:35:32.9	01:36:54.0	65	M	Run
6	255	Richwine, Gary	07:58:38.9	09:38:26.9	01:39:48.0	67	M	Run
7	273	Krauss, Mickey	07:58:38.9	09:40:47.0	01:42:08.1	66	M	Run
8	344	Bushey, Milton	07:58:38.9	09:47:14.2	01:48:35.3	74	M	Run
9	141	Whittle, Steve	07:58:38.9	10:00:16.5	02:01:37.6	65	M	Run
10	108	Metzler, Donald	07:58:38.9	10:12:14.2	02:13:35.3	68	M	Run

RUN FEMALE 19 & UNDER - based on Gun Elapsed time

1	77	Messner, Lauryn	07:58:38.9	09:39:31.6	01:40:52.7	19	F	Run
2	263	Bull, Holly	07:58:38.9	09:59:51.7	02:01:12.8	16	F	Run

RUN FEMALE 20-24 - based on Gun Elapsed time

1	115	Craver, Meagan	07:58:38.9	09:31:59.1	01:33:20.2	21	F	Run
---	-----	----------------	------------	------------	------------	----	---	-----



Age Group Report: 8/29/2016 9:45:31 AM

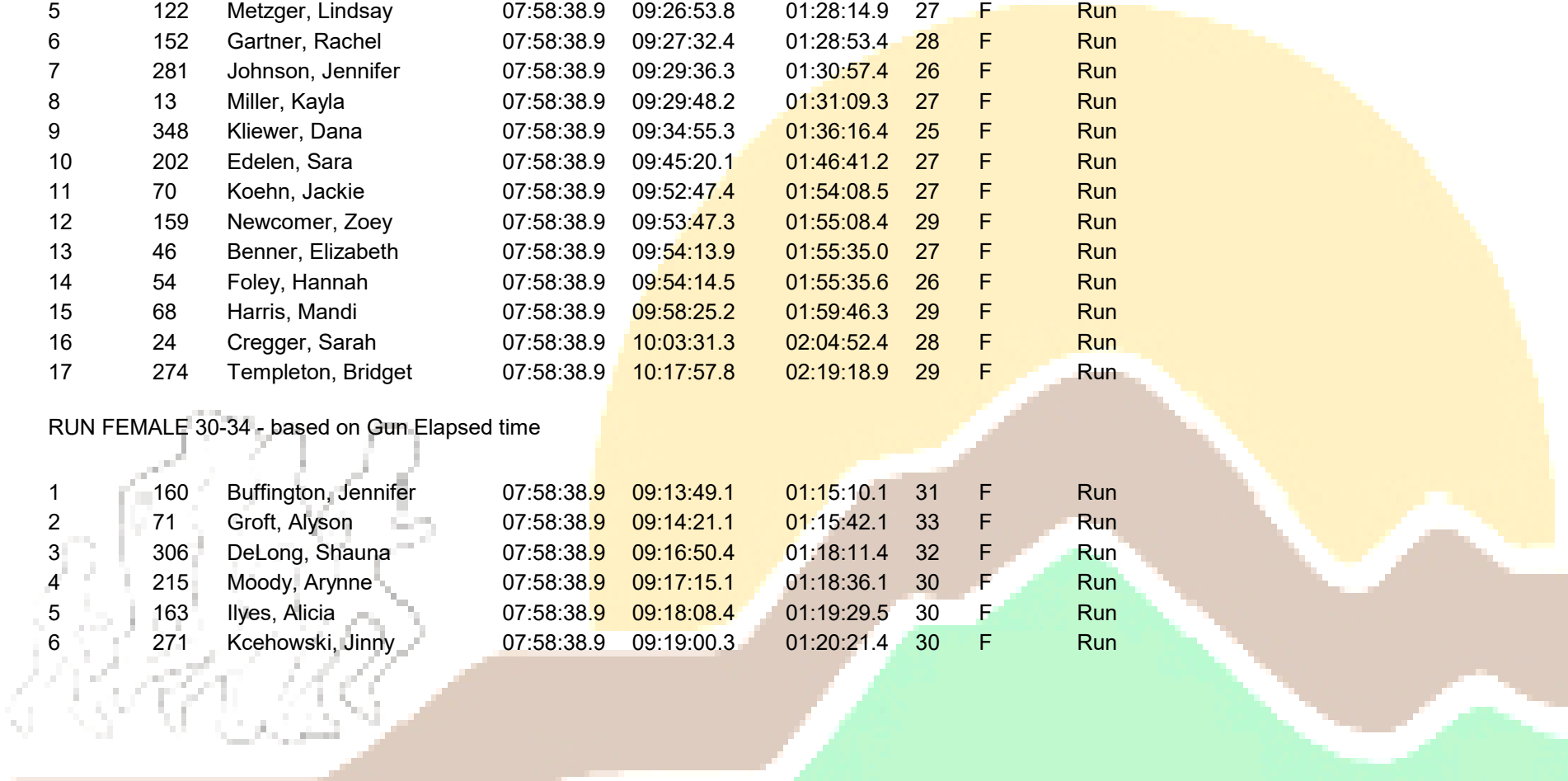
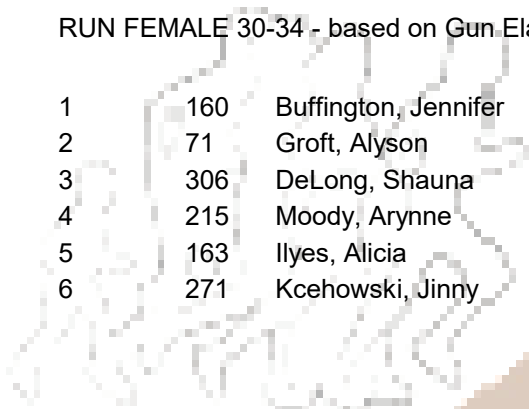
Position	Bib #	Name	Gun Start	Finish	Gun Elapsed	Age	Gender	Division
2	8	Folckomer, Marlee	07:58:38.9	09:33:32.7	01:34:53.7	24	F	Run
3	204	Raucci, Mary	07:58:38.9	09:34:26.8	01:35:47.9	20	F	Run
4	189	Shafer, Livvy	07:58:38.9	09:34:43.5	01:36:04.5	21	F	Run
5	149	Putt, Adriane	07:58:38.9	09:43:34.2	01:44:55.2	23	F	Run
6	261	Bull, Emily	07:58:38.9	09:59:51.3	02:01:12.3	22	F	Run
7	50	Herman, Sami	07:58:38.9	10:17:57.1	02:19:18.2	24	F	Run

RUN FEMALE 25-29 - based on Gun Elapsed time

1	65	Rose, Kelly	07:58:38.9	09:16:10.9	01:17:32.0	28	F	Run
2	321	Cap, Andrea	07:58:38.9	09:21:15.6	01:22:36.6	26	F	Run
3	129	Riddle, Caitlin	07:58:38.9	09:23:06.5	01:24:27.5	27	F	Run
4	125	Stoutzenberger, Kendra	07:58:38.9	09:24:39.2	01:26:00.3	29	F	Run
5	122	Metzger, Lindsay	07:58:38.9	09:26:53.8	01:28:14.9	27	F	Run
6	152	Gartner, Rachel	07:58:38.9	09:27:32.4	01:28:53.4	28	F	Run
7	281	Johnson, Jennifer	07:58:38.9	09:29:36.3	01:30:57.4	26	F	Run
8	13	Miller, Kayla	07:58:38.9	09:29:48.2	01:31:09.3	27	F	Run
9	348	Kliewer, Dana	07:58:38.9	09:34:55.3	01:36:16.4	25	F	Run
10	202	Edelen, Sara	07:58:38.9	09:45:20.1	01:46:41.2	27	F	Run
11	70	Koehn, Jackie	07:58:38.9	09:52:47.4	01:54:08.5	27	F	Run
12	159	Newcomer, Zoey	07:58:38.9	09:53:47.3	01:55:08.4	29	F	Run
13	46	Benner, Elizabeth	07:58:38.9	09:54:13.9	01:55:35.0	27	F	Run
14	54	Foley, Hannah	07:58:38.9	09:54:14.5	01:55:35.6	26	F	Run
15	68	Harris, Mandi	07:58:38.9	09:58:25.2	01:59:46.3	29	F	Run
16	24	Cregger, Sarah	07:58:38.9	10:03:31.3	02:04:52.4	28	F	Run
17	274	Templeton, Bridget	07:58:38.9	10:17:57.8	02:19:18.9	29	F	Run

RUN FEMALE 30-34 - based on Gun Elapsed time

1	160	Buffington, Jennifer	07:58:38.9	09:13:49.1	01:15:10.1	31	F	Run
2	71	Groft, Alyson	07:58:38.9	09:14:21.1	01:15:42.1	33	F	Run
3	306	DeLong, Shauna	07:58:38.9	09:16:50.4	01:18:11.4	32	F	Run
4	215	Moody, Arynne	07:58:38.9	09:17:15.1	01:18:36.1	30	F	Run
5	163	Ilyes, Alicia	07:58:38.9	09:18:08.4	01:19:29.5	30	F	Run
6	271	Kcehowski, Jinny	07:58:38.9	09:19:00.3	01:20:21.4	30	F	Run



Age Group Report: 8/29/2016 9:45:31 AM

Position	Bib #	Name	Gun Start	Finish	Gun Elapsed	Age	Gender	Division
7	304	Powers, Shauna	07:58:38.9	09:25:29.3	01:26:50.3	34	F	Run
8	107	Flynn, Stefanie	07:58:38.9	09:26:00.5	01:27:21.5	33	F	Run
9	343	Warren, Erica	07:58:38.9	09:29:16.2	01:30:37.3	34	F	Run
10	37	Hall, Kim	07:58:38.9	09:30:42.1	01:32:03.2	34	F	Run
11	58	Ryan, Heather	07:58:38.9	09:34:00.7	01:35:21.8	33	F	Run
12	103	Daecher, Tonya	07:58:38.9	09:35:38.9	01:36:59.9	33	F	Run
13	201	Bowlin, Lindsey	07:58:38.9	09:37:11.4	01:38:32.5	30	F	Run
14	33	Mitchell, Natalie	07:58:38.9	09:39:22.2	01:40:43.3	31	F	Run
15	296	Eisenhart, Jessica	07:58:38.9	09:41:11.9	01:42:33.0	34	F	Run
16	30	Larrick, Danielle	07:58:38.9	09:42:40.6	01:44:01.7	31	F	Run
17	183	O'Malley, Caitlin	07:58:38.9	09:45:50.3	01:47:11.4	34	F	Run
18	117	Philbrook, Triston	07:58:38.9	09:50:09.3	01:51:30.4	33	F	Run
19	177	Rosenkranz, Ashley	07:58:38.9	09:52:07.4	01:53:28.4	33	F	Run
20	334	Norton, Molly	07:58:38.9	10:03:17.1	02:04:38.2	33	F	Run
21	293	Marchese, Jaime	07:58:38.9	10:09:52.7	02:11:13.8	32	F	Run
22	217	Falise, Brynn	07:58:38.9	10:10:12.2	02:11:33.3	33	F	Run
23	80	Callaghan, Heather	07:58:38.9	10:12:42.9	02:14:04.0	33	F	Run

RUN FEMALE 35-39 - based on Gun Elapsed time

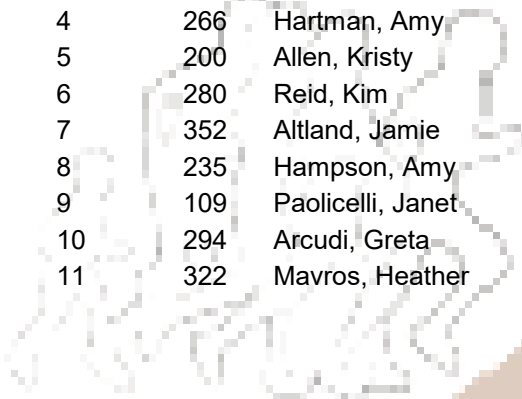
1	41	Bell, Nicolette	07:58:38.9	09:15:49.7	01:17:10.7	35	F	Run
2	119	Parmer, Coleen	07:58:38.9	09:19:17.1	01:20:38.2	38	F	Run
3	227	Wolfe, Sarah	07:58:38.9	09:25:29.9	01:26:51.0	37	F	Run
4	156	Schmiesing, Angela	07:58:38.9	09:29:52.4	01:31:13.5	36	F	Run
5	150	Binter, Stephanie	07:58:38.9	09:30:04.3	01:31:25.4	39	F	Run
6	26	Palin, Katie	07:58:38.9	09:33:43.5	01:35:04.6	36	F	Run
7	208	Salony, Michelle	07:58:38.9	09:33:54.6	01:35:15.6	39	F	Run
8	101	Walbrown, Molly	07:58:38.9	09:35:28.9	01:36:50.0	37	F	Run
9	95	Marcus, Heather	07:58:38.9	09:35:29.8	01:36:50.9	36	F	Run
10	214	Ilgenfritz, Shelby	07:58:38.9	09:35:45.5	01:37:06.6	35	F	Run
11	213	Ogle, Kelly	07:58:38.9	09:35:45.7	01:37:06.8	36	F	Run
12	59	Washingier, Kristy	07:58:38.9	09:38:12.3	01:39:33.4	36	F	Run
13	5	Kieffer, Jennifer	07:58:38.9	09:40:43.9	01:42:05.0	37	F	Run
14	260	Parrish, Kara	07:58:38.9	09:42:16.6	01:43:37.6	35	F	Run
15	317	Hasson, Hillary	07:58:38.9	09:42:43.9	01:44:04.9	37	F	Run

Age Group Report: 8/29/2016 9:45:31 AM

Position	Bib #	Name	Gun Start	Finish	Gun Elapsed	Age	Gender	Division
16	66	Kotchish, Kelly	07:58:38.9	09:43:49.7	01:45:10.8	38	F	Run
17	190	Sterling, Holly	07:58:38.9	09:43:51.9	01:45:13.0	38	F	Run
18	187	Walker, Shannon	07:58:38.9	09:45:50.6	01:47:11.7	36	F	Run
19	44	Soffer, Angie	07:58:38.9	09:45:59.9	01:47:21.0	38	F	Run
20	357	Amelotte, Cortnie	07:58:38.9	09:47:14.4	01:48:35.5	38	F	Run
21	301	Maley, Holly	07:58:38.9	09:47:59.6	01:49:20.7	39	F	Run
22	302	Gunnet, Jennifer	07:58:38.9	09:48:01.5	01:49:22.5	39	F	Run
23	142	Guinard, Mindy	07:58:38.9	09:48:13.4	01:49:34.5	38	F	Run
24	354	Crowl, Tracey	07:58:38.9	09:48:21.0	01:49:42.1	37	F	Run
25	305	Pringle, Kathryn	07:58:38.9	09:49:26.0	01:50:47.1	38	F	Run
26	242	Maxwell, Emily	07:58:38.9	09:49:42.7	01:51:03.8	39	F	Run
27	323	Pritchett, Leah	07:58:38.9	09:49:43.1	01:51:04.2	39	F	Run
28	249	Moyer, Aleecia	07:58:38.9	09:49:50.3	01:51:11.4	38	F	Run
29	140	Stone, Kim	07:58:38.9	09:49:54.6	01:51:15.6	37	F	Run
30	191	Ertel, Jessica	07:58:38.9	09:52:07.6	01:53:28.6	35	F	Run
31	86	Steelman, Traci	07:58:38.9	09:52:19.3	01:53:40.4	37	F	Run
32	14	Green, Erica	07:58:38.9	10:05:16.0	02:06:37.0	37	F	Run
33	48	Lewis Stevenson, Megan	07:58:38.9	10:07:39.9	02:09:01.0	36	F	Run
34	154	Anderson, Rupal	07:58:38.9	10:10:14.3	02:11:35.4	38	F	Run
35	31	Talkington, Stacia	07:58:38.9	10:11:03.9	02:12:25.0	37	F	Run
36	185	Blackwell, Candy	07:58:38.9	10:17:49.7	02:19:10.8	37	F	Run

RUN FEMALE 40-44 - based on Gun Elapsed time

1	347	Hughes, Jenny	07:58:38.9	09:15:00.8	01:16:21.9	44	F	Run
2	207	Crone, Brady	07:58:38.9	09:16:12.2	01:17:33.3	42	F	Run
3	93	Kopp, Kristin	07:58:38.9	09:19:17.9	01:20:39.0	44	F	Run
4	266	Hartman, Amy	07:58:38.9	09:24:18.9	01:25:40.0	42	F	Run
5	200	Allen, Kristy	07:58:38.9	09:25:55.9	01:27:17.0	41	F	Run
6	280	Reid, Kim	07:58:38.9	09:30:03.2	01:31:24.3	40	F	Run
7	352	Altland, Jamie	07:58:38.9	09:31:51.1	01:33:12.2	40	F	Run
8	235	Hampson, Amy	07:58:38.9	09:33:38.5	01:34:59.6	41	F	Run
9	109	Paolicelli, Janet	07:58:38.9	09:35:14.2	01:36:35.3	43	F	Run
10	294	Arcudi, Greta	07:58:38.9	09:35:21.3	01:36:42.4	44	F	Run
11	322	Mavros, Heather	07:58:38.9	09:37:51.3	01:39:12.4	44	F	Run



Age Group Report: 8/29/2016 9:45:31 AM

Position	Bib #	Name	Gun Start	Finish	Gun Elapsed	Age	Gender	Division
12	175	Bealmear, Danielle	07:58:38.9	09:38:20.6	01:39:41.7	42	F	Run
13	298	Irvin, Marisol	07:58:38.9	09:38:42.0	01:40:03.1	42	F	Run
14	209	Holliway, Hannah	07:58:38.9	09:41:14.7	01:42:35.7	41	F	Run
15	182	Chronister, Kelly	07:58:38.9	09:41:28.7	01:42:49.8	40	F	Run
16	78	Hall, Lisa	07:58:38.9	09:43:17.3	01:44:38.4	41	F	Run
17	76	Lauer, Katie	07:58:38.9	09:44:02.6	01:45:23.7	43	F	Run
18	153	Kardohely, Stephanie	07:58:38.9	09:45:47.5	01:47:08.6	41	F	Run
19	19	Chronister, Deanna	07:58:38.9	09:45:59.5	01:47:20.6	41	F	Run
20	212	Rambeau-Myers, Kristen	07:58:38.9	09:46:49.0	01:48:10.1	40	F	Run
21	220	Rivera, Erika	07:58:38.9	09:46:56.8	01:48:17.9	42	F	Run
22	40	Biazzo, Andria	07:58:38.9	09:49:15.5	01:50:36.6	40	F	Run
23	146	Ritchey, Kristen	07:58:38.9	09:52:53.6	01:54:14.7	41	F	Run
24	216	Lenig, Jennifer	07:58:38.9	09:55:55.3	01:57:16.4	40	F	Run
25	226	Burns, Christine	07:58:38.9	10:01:33.2	02:02:54.3	44	F	Run
26	25	Schriver, Allison	07:58:38.9	10:03:44.3	02:05:05.4	41	F	Run
27	47	Cheetham, August	07:58:38.9	10:10:12.5	02:11:33.5	44	F	Run
28	17	Hetrick, Kara	07:58:38.9	10:11:04.2	02:12:25.3	40	F	Run

RUN FEMALE 45-49 - based on Gun Elapsed time

1	91	Keeports, Kristen	07:58:38.9	09:23:51.4	01:25:12.5	45	F	Run
2	186	Warntz, Amy	07:58:38.9	09:24:23.7	01:25:44.8	46	F	Run
3	143	Babb, Robbin	07:58:38.9	09:26:17.5	01:27:38.6	47	F	Run
4	166	Tushingam, Denise	07:58:38.9	09:27:33.9	01:28:55.0	46	F	Run
5	254	Latsha, Shelly	07:58:38.9	09:30:58.9	01:32:20.0	49	F	Run
6	277	Darr, Krista	07:58:38.9	09:33:07.4	01:34:28.5	45	F	Run
7	218	Odell, Michelle	07:58:38.9	09:37:06.3	01:38:27.4	47	F	Run
8	61	Dallos, Michelle	07:58:38.9	09:38:21.5	01:39:42.6	46	F	Run
9	268	Spangle, Kim	07:58:38.9	09:44:39.3	01:46:00.4	47	F	Run
10	169	Stover, Wendy	07:58:38.9	09:45:20.3	01:46:41.4	46	F	Run
11	332	Adams, Tracy	07:58:38.9	09:47:23.7	01:48:44.8	47	F	Run
12	178	Justh, Tiffani	07:58:38.9	09:48:08.2	01:49:29.3	49	F	Run
13	21	Parker, Tammy	07:58:38.9	09:50:18.6	01:51:39.7	48	F	Run
14	20	Bair, Rebecca	07:58:38.9	09:57:50.8	01:59:11.9	47	F	Run
15	353	Hansel, Kathy	07:58:38.9	09:58:52.9	02:00:13.9	48	F	Run

Age Group Report: 8/29/2016 9:45:31 AM

Position	Bib #	Name	Gun Start	Finish	Gun Elapsed	Age	Gender	Division
16	252	Rothermel, Robin	07:58:38.9	10:00:05.7	02:01:26.8	48	F	Run
17	126	Peatross, Wanda	07:58:38.9	10:00:56.1	02:02:17.2	49	F	Run
18	2	Castle, Pam	07:58:38.9	10:08:07.0	02:09:28.1	48	F	Run
19	28	Strickland, Elizabeth	07:58:38.9	10:11:33.4	02:12:54.5	45	F	Run
20	283	Groft, Djan	07:58:38.9	10:11:37.2	02:12:58.2	48	F	Run

RUN FEMALE 50-54 - based on Gun Elapsed time

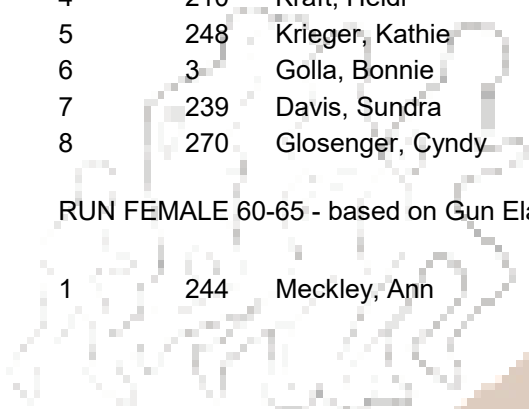
1	162	Roche, Judy	07:58:38.9	09:22:15.8	01:23:36.9	50	F	Run
2	123	Lau, Neida	07:58:38.9	09:26:22.2	01:27:43.3	54	F	Run
3	231	LeGore, Kimberly	07:58:38.9	09:27:21.3	01:28:42.4	50	F	Run
4	131	Lloyd, Lauren	07:58:38.9	09:27:25.1	01:28:46.2	53	F	Run
5	196	Smith, Denise	07:58:38.9	09:27:44.0	01:29:05.1	51	F	Run
6	285	Smith, Joann	07:58:38.9	09:33:08.7	01:34:29.8	52	F	Run
7	275	Lynn, Andrea	07:58:38.9	09:33:48.0	01:35:09.1	50	F	Run
8	144	Truskey, Jennifer	07:58:38.9	09:34:04.6	01:35:25.7	50	F	Run
9	308	Morrison, Amy	07:58:38.9	09:34:19.0	01:35:40.1	54	F	Run
10	319	McBride, Lisa	07:58:38.9	09:34:24.7	01:35:45.8	53	F	Run
11	145	Leymeister, Janel	07:58:38.9	09:54:57.7	01:56:18.8	52	F	Run
12	195	Bensinger, Sue	07:58:38.9	10:15:41.8	02:17:02.9	50	F	Run

RUN FEMALE 55-59 - based on Gun Elapsed time

1	104	Burkholder, Mary	07:58:38.9	09:36:18.3	01:37:39.4	59	F	Run
2	15	Fitzgerald, Pam	07:58:38.9	09:42:41.3	01:44:02.4	59	F	Run
3	151	Meckel, Nina	07:58:38.9	09:45:58.0	01:47:19.1	55	F	Run
4	210	Kraft, Heidi	07:58:38.9	09:46:56.6	01:48:17.7	55	F	Run
5	248	Krieger, Kathie	07:58:38.9	09:53:26.0	01:54:47.0	57	F	Run
6	3	Golla, Bonnie	07:58:38.9	10:11:07.6	02:12:28.7	57	F	Run
7	239	Davis, Sundra	07:58:38.9	10:22:59.8	02:24:20.9	55	F	Run
8	270	Glosenger, Cyndy	07:58:38.9	10:24:30.6	02:25:51.7	59	F	Run

RUN FEMALE 60-65 - based on Gun Elapsed time

1	244	Meckley, Ann	07:58:38.9	09:26:01.1	01:27:22.2	62	F	Run
---	-----	--------------	------------	------------	------------	----	---	-----



Age Group Report: 8/29/2016 9:45:31 AM

Position	Bib #	Name	Gun Start	Finish	Gun Elapsed	Age	Gender	Division
2	53	Mauz, Denise	07:58:38.9	09:29:59.4	01:31:20.5	61	F	Run
3	135	Goodling, Pamela	07:58:38.9	09:39:39.7	01:41:00.8	62	F	Run
4	133	Hawn, Faye	07:58:38.9	10:03:52.3	02:05:13.3	62	F	Run
5	94	Lewis, Barbara	07:58:38.9	10:08:56.9	02:10:18.0	62	F	Run

RUN FEMALE 65 & OVER - based on Gun Elapsed time

1	120	Pfeffer, Buteena	07:58:38.9	09:31:40.5	01:33:01.5	68	F	Run
2	265	Moebius, Heide	07:58:38.9	09:32:07.1	01:33:28.2	77	F	Run
3	256	Richwine, Judy	07:58:38.9	09:34:32.1	01:35:53.2	73	F	Run
4	205	Jordan, Nancy	07:58:38.9	09:58:54.3	02:00:15.4	66	F	Run
5	69	snowman, adele	07:58:38.9	09:59:05.7	02:00:26.8	67	F	Run

