

Age Group Report: 8/20/2016 10:19:33 AM

Position	Bib #	Name	Gun Start	Finish	Gun Elapsed	Age	Gender	Division
----------	-------	------	-----------	--------	-------------	-----	--------	----------

5K TOP MALES OVERALL based on Gun Elapsed time

1	29	Natale, Michael	08:37:31.8	08:59:08.5	00:21:36.7	51	M	5k
---	----	-----------------	------------	------------	------------	----	---	----

5K TOP FEMALES OVERALL based on Gun Elapsed time

1	22	Laufer, Karenn	08:37:31.8	08:58:22.5	00:20:50.7	14	F	5k
---	----	----------------	------------	------------	------------	----	---	----

5K MALE 12 & UNDER - based on Gun Elapsed time

1	7	Decrisio, Connor	08:37:31.8	09:07:06.2	00:29:34.4	12	M	5k
---	---	------------------	------------	------------	------------	----	---	----

5K MALE 13-19 - based on Gun Elapsed time

1	49	White, Dylan	08:37:31.8	09:09:13.3	00:31:41.5	16	M	5k
---	----	--------------	------------	------------	------------	----	---	----

5K MALE 20-29 - based on Gun Elapsed time

1	62	Einsig, Ned	08:37:31.8	08:59:40.4	00:22:08.6	22	M	5k
2	25	McPhee, Shawn	08:37:31.8	09:03:42.3	00:26:10.5	29	M	5k
3	59	Mundis, Brett	08:37:31.8	09:06:53.4	00:29:21.5	28	M	5k

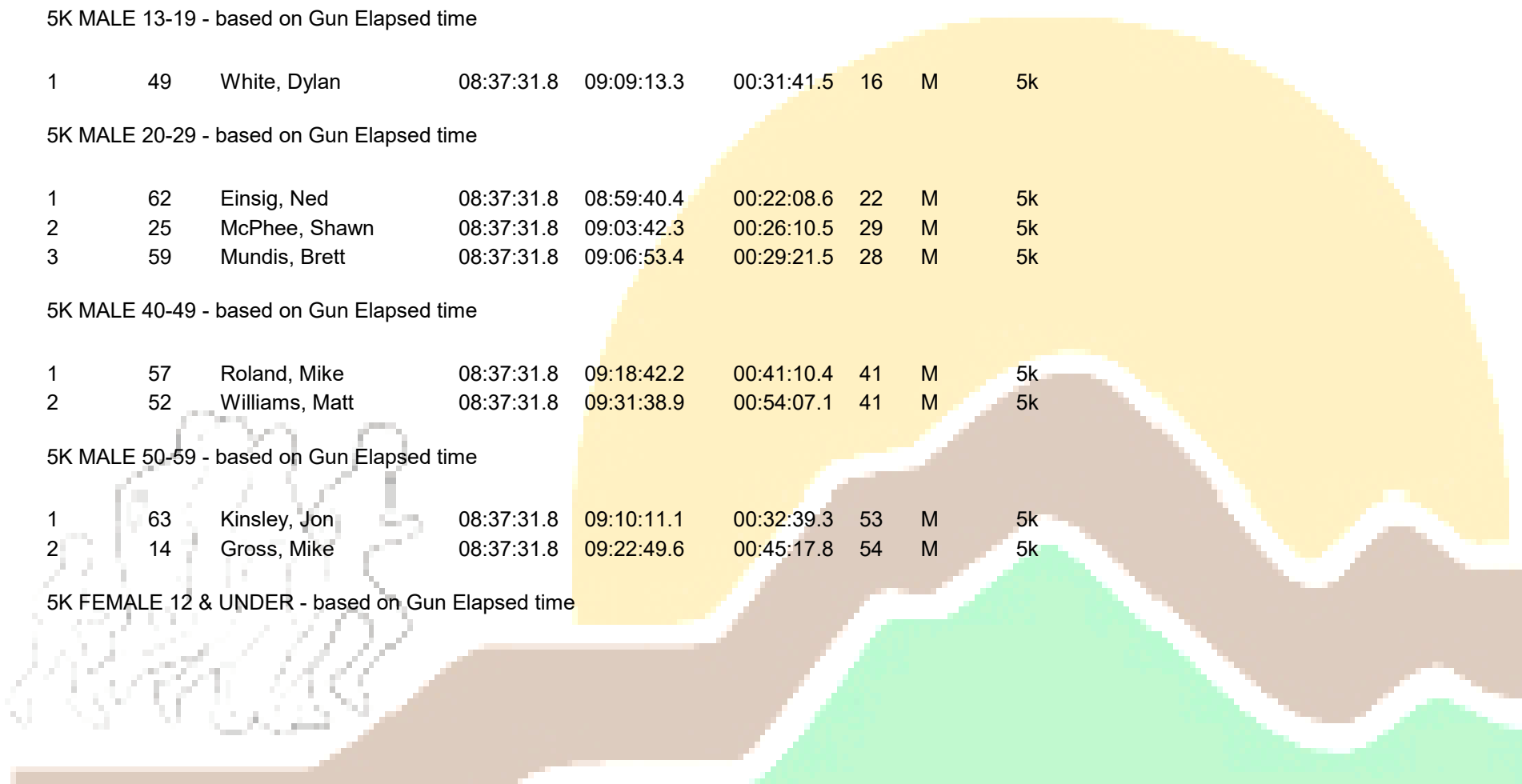
5K MALE 40-49 - based on Gun Elapsed time

1	57	Roland, Mike	08:37:31.8	09:18:42.2	00:41:10.4	41	M	5k
2	52	Williams, Matt	08:37:31.8	09:31:38.9	00:54:07.1	41	M	5k

5K MALE 50-59 - based on Gun Elapsed time

1	63	Kinsley, Jon	08:37:31.8	09:10:11.1	00:32:39.3	53	M	5k
2	14	Gross, Mike	08:37:31.8	09:22:49.6	00:45:17.8	54	M	5k

5K FEMALE 12 & UNDER - based on Gun Elapsed time



Age Group Report: 8/20/2016 10:19:33 AM

Position	Bib #	Name	Gun Start	Finish	Gun Elapsed	Age	Gender	Division
----------	-------	------	-----------	--------	-------------	-----	--------	----------

1	51	Williams, Nathalie	08:37:31.8	09:12:44.7	00:35:12.9	10	F	5k
2	37	Runkle, Anne	08:37:31.8	09:18:03.7	00:40:31.9	12	F	5k
3	58	Roland, Zoe	08:37:31.8	09:18:37.7	00:41:05.9	7	F	5k

5K FEMALE 13-19 - based on Gun Elapsed time

1	31	Perring, Maddison	08:37:31.8	09:09:17.1	00:31:45.3	13	F	5k
---	----	-------------------	------------	------------	------------	----	---	----

5K FEMALE 20-29 - based on Gun Elapsed time

1	38	Rupp, Jenna	08:37:31.8	09:06:08.5	00:28:36.7	27	F	5k
2	11	Goodermuth, Michelle	08:37:31.8	09:08:13.6	00:30:41.8	27	F	5k
3	24	McPhee, Sarah	08:37:31.8	09:11:41.5	00:34:09.7	27	F	5k
4	13	Gross, Megan	08:37:31.8	09:22:49.1	00:45:17.3	22	F	5k

5K FEMALE 30-39 - based on Gun Elapsed time

1	5	Cree, Katie	08:37:31.8	09:03:29.2	00:25:57.4	39	F	5k
2	44	Stewart, Donielle	08:37:31.8	09:05:22.4	00:27:50.6	33	F	5k
3	39	Sizemore, Heather	08:37:31.8	09:07:13.9	00:29:42.1	39	F	5k
4	12	Goodermuth, Nicole	08:37:31.8	09:08:08.7	00:30:36.9	30	F	5k
5	28	Nalley, Stacy	08:37:31.8	09:12:39.6	00:35:07.8	34	F	5k

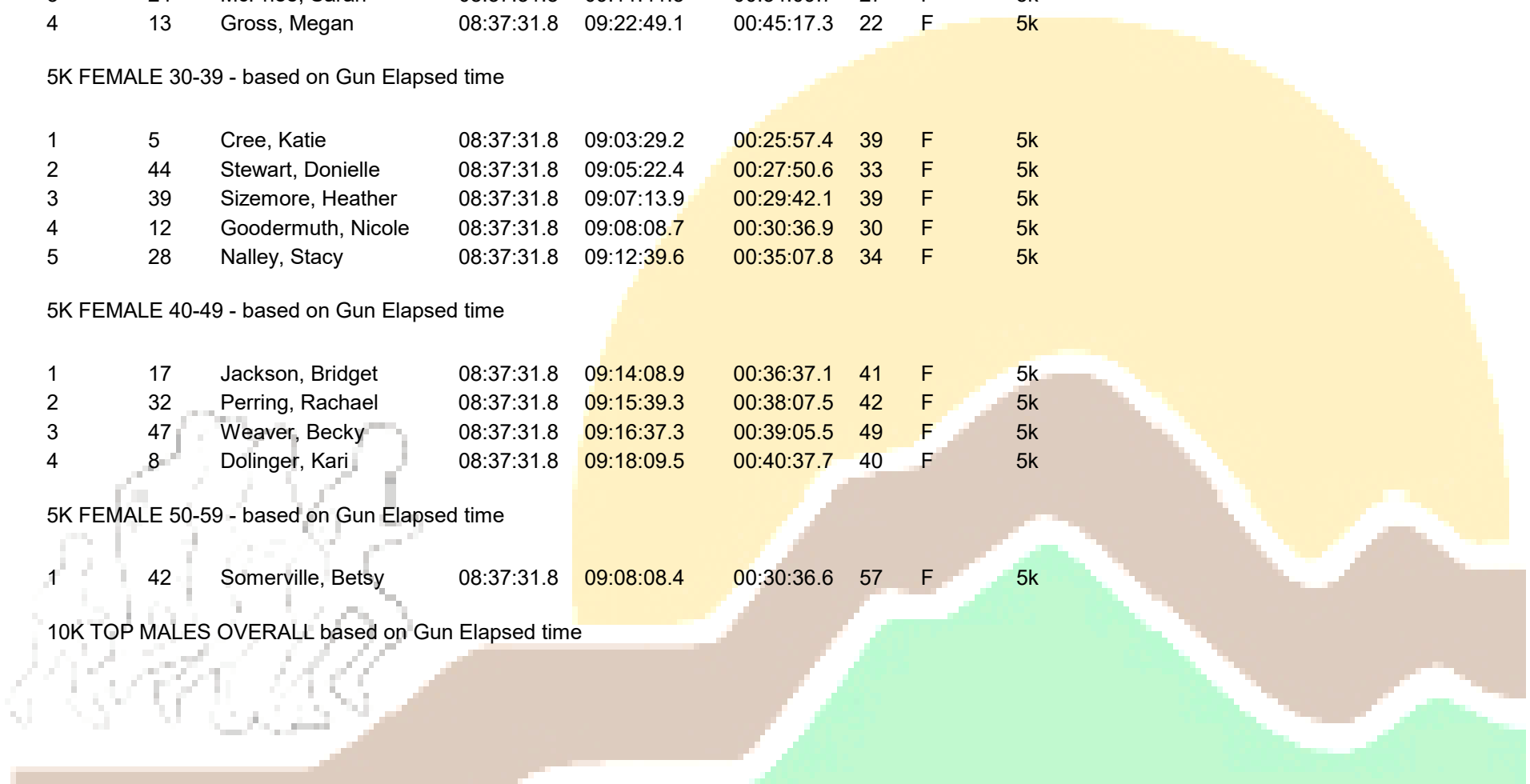
5K FEMALE 40-49 - based on Gun Elapsed time

1	17	Jackson, Bridget	08:37:31.8	09:14:08.9	00:36:37.1	41	F	5k
2	32	Perring, Rachael	08:37:31.8	09:15:39.3	00:38:07.5	42	F	5k
3	47	Weaver, Becky	08:37:31.8	09:16:37.3	00:39:05.5	49	F	5k
4	8	Dolinger, Kari	08:37:31.8	09:18:09.5	00:40:37.7	40	F	5k

5K FEMALE 50-59 - based on Gun Elapsed time

1	42	Somerville, Betsy	08:37:31.8	09:08:08.4	00:30:36.6	57	F	5k
---	----	-------------------	------------	------------	------------	----	---	----

10K TOP MALES OVERALL based on Gun Elapsed time



Age Group Report: 8/20/2016 10:19:33 AM

Position	Bib #	Name	Gun Start	Finish	Gun Elapsed	Age	Gender	Division
----------	-------	------	-----------	--------	-------------	-----	--------	----------

1	16	Heacock, Kevin	08:37:31.8	09:22:39.3	00:45:07.5	37	M	10k
---	----	----------------	------------	------------	------------	----	---	-----

10K TOP FEMALES OVERALL based on Gun Elapsed time

1	61	Hartman, Paige	08:37:31.8	09:22:23.8	00:44:52.0	16	F	10k
---	----	----------------	------------	------------	------------	----	---	-----

10K MALE 13-19 - based on Gun Elapsed time

1	30	Perring, Harrison	08:37:31.8	09:27:13.6	00:49:41.8	15	M	10k
---	----	-------------------	------------	------------	------------	----	---	-----

10K MALE 20-29 - based on Gun Elapsed time

1	20	Kinsley, Zacheriah	08:37:31.8	09:29:14.8	00:51:43.0	26	M	10k
---	----	--------------------	------------	------------	------------	----	---	-----

10K MALE 30-39 - based on Gun Elapsed time

1	34	Riddle, Jon	08:37:31.8	09:25:59.7	00:48:27.9	31	M	10k
---	----	-------------	------------	------------	------------	----	---	-----

2	50	White, Ryan	08:37:31.8	09:27:13.8	00:49:42.0	38	M	10k
---	----	-------------	------------	------------	------------	----	---	-----

10K MALE 50-59 - based on Gun Elapsed time

1	64	Dolmetch, Scott	08:37:31.8	09:29:02.6	00:51:30.8	52	M	10k
---	----	-----------------	------------	------------	------------	----	---	-----

10K MALE 60+ - based on Gun Elapsed time

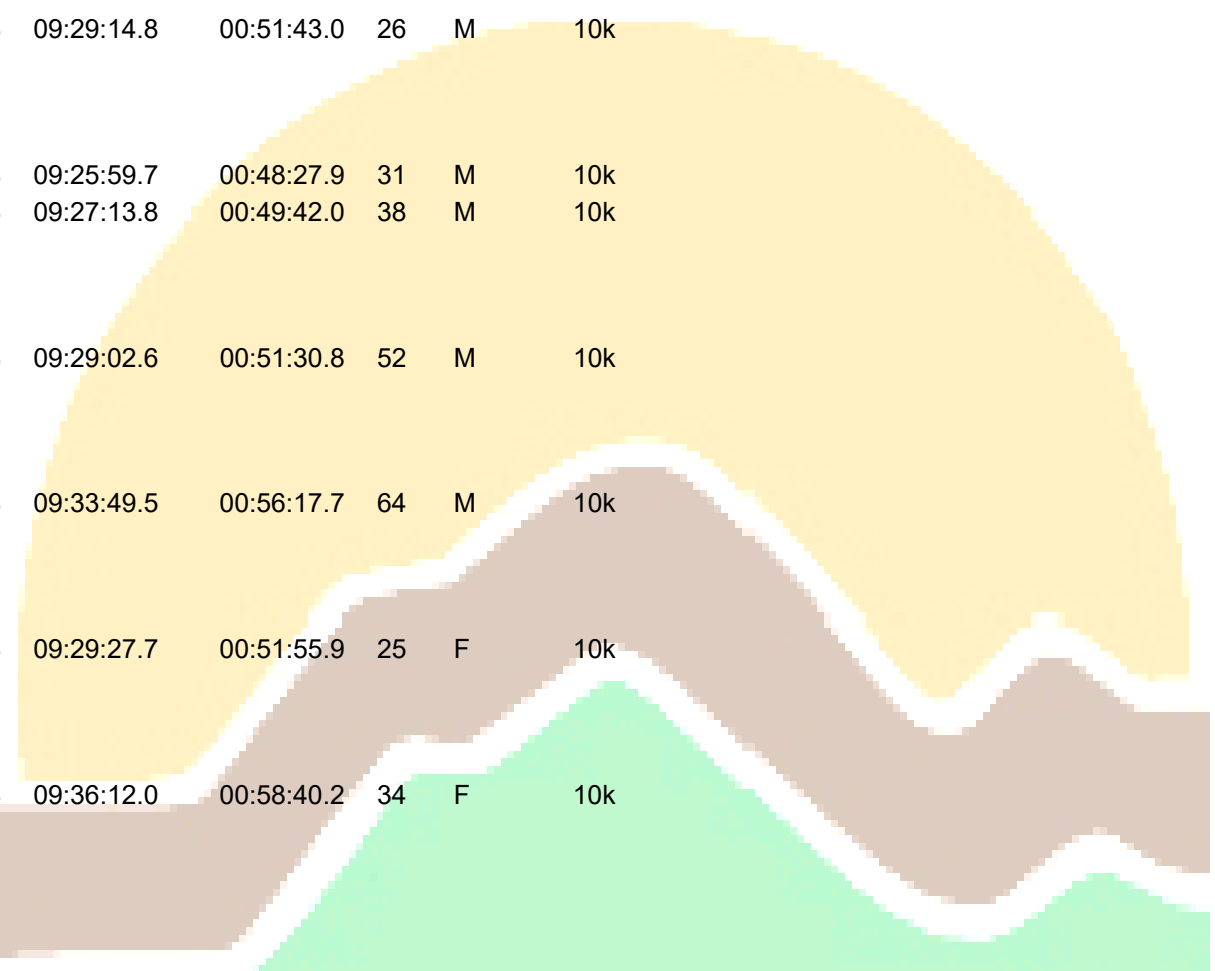
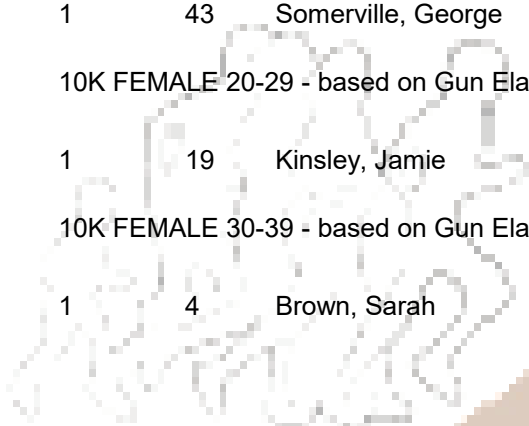
1	43	Somerville, George	08:37:31.8	09:33:49.5	00:56:17.7	64	M	10k
---	----	--------------------	------------	------------	------------	----	---	-----

10K FEMALE 20-29 - based on Gun Elapsed time

1	19	Kinsley, Jamie	08:37:31.8	09:29:27.7	00:51:55.9	25	F	10k
---	----	----------------	------------	------------	------------	----	---	-----

10K FEMALE 30-39 - based on Gun Elapsed time

1	4	Brown, Sarah	08:37:31.8	09:36:12.0	00:58:40.2	34	F	10k
---	---	--------------	------------	------------	------------	----	---	-----



Age Group Report: 8/20/2016 10:19:33 AM

Position	Bib #	Name	Gun Start	Finish	Gun Elapsed	Age	Gender	Division
----------	-------	------	-----------	--------	-------------	-----	--------	----------

10K FEMALE 40-49 - based on Gun Elapsed time

1	33	Reid, Kim	08:37:31.8	09:33:32.9	00:56:01.1	40	F	10k
2	6	Darr, Krista	08:37:31.8	09:34:10.3	00:56:38.5	45	F	10k
3	60	Hartman, Janet	08:37:31.8	09:44:00.0	01:06:28.1	46	F	10k

