

Age Group Report: 6/25/2016 9:52:22 AM

Position	Bib #	Name	Gun Start	Finish	Gun Elapsed	Age	Gender	Division
----------	-------	------	-----------	--------	-------------	-----	--------	----------

RUN TOP MALES OVERALL based on Gun Elapsed time

No Top Males Yet

RUN TOP FEMALES OVERALL based on Gun Elapsed time

No Top Females Yet.

5K TOP MALES OVERALL based on Gun Elapsed time

1	95	Hartlaub, Dylan	08:30:24.0	08:48:25.0	00:18:01.0	21	M	5k
---	----	-----------------	------------	------------	------------	----	---	----

5K TOP FEMALES OVERALL based on Gun Elapsed time

1	21	Falvey, Taylor	08:30:24.0	08:52:44.0	00:22:20.0	23	F	5k
---	----	----------------	------------	------------	------------	----	---	----

5K MALE 14 & UNDER - based on Gun Elapsed time

1	128	Sampere, Noah	08:30:24.0	09:06:02.4	00:35:38.4	9	M	5k
2	17	Einsig, Donovan	08:30:24.0	09:09:42.8	00:39:18.8	9	M	5k

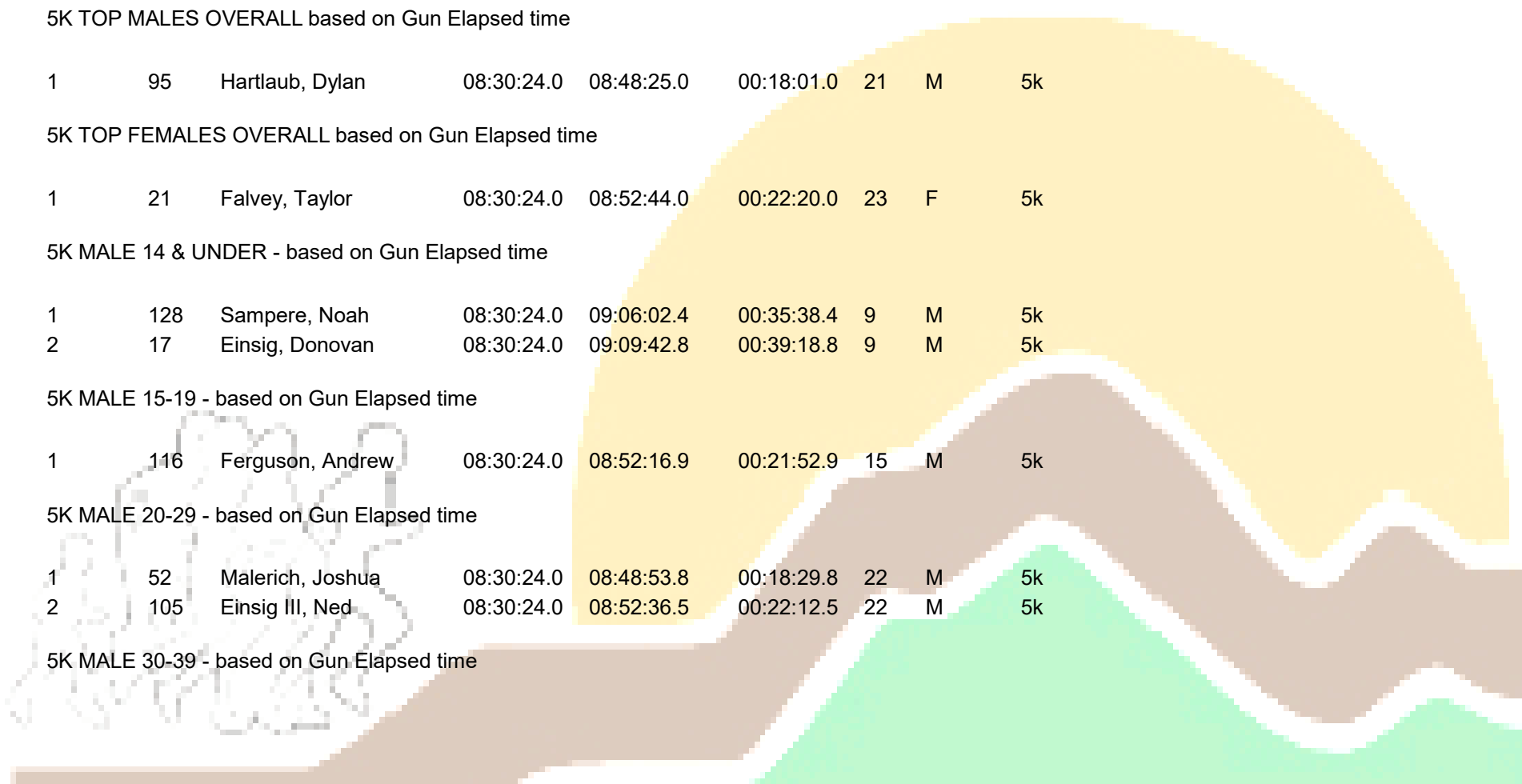
5K MALE 15-19 - based on Gun Elapsed time

1	116	Ferguson, Andrew	08:30:24.0	08:52:16.9	00:21:52.9	15	M	5k
---	-----	------------------	------------	------------	------------	----	---	----

5K MALE 20-29 - based on Gun Elapsed time

1	52	Malerich, Joshua	08:30:24.0	08:48:53.8	00:18:29.8	22	M	5k
2	105	Einsig III, Ned	08:30:24.0	08:52:36.5	00:22:12.5	22	M	5k

5K MALE 30-39 - based on Gun Elapsed time



Position	Bib #	Name	Gun Start	Finish	Gun Elapsed	Age	Gender	Division
----------	-------	------	-----------	--------	-------------	-----	--------	----------

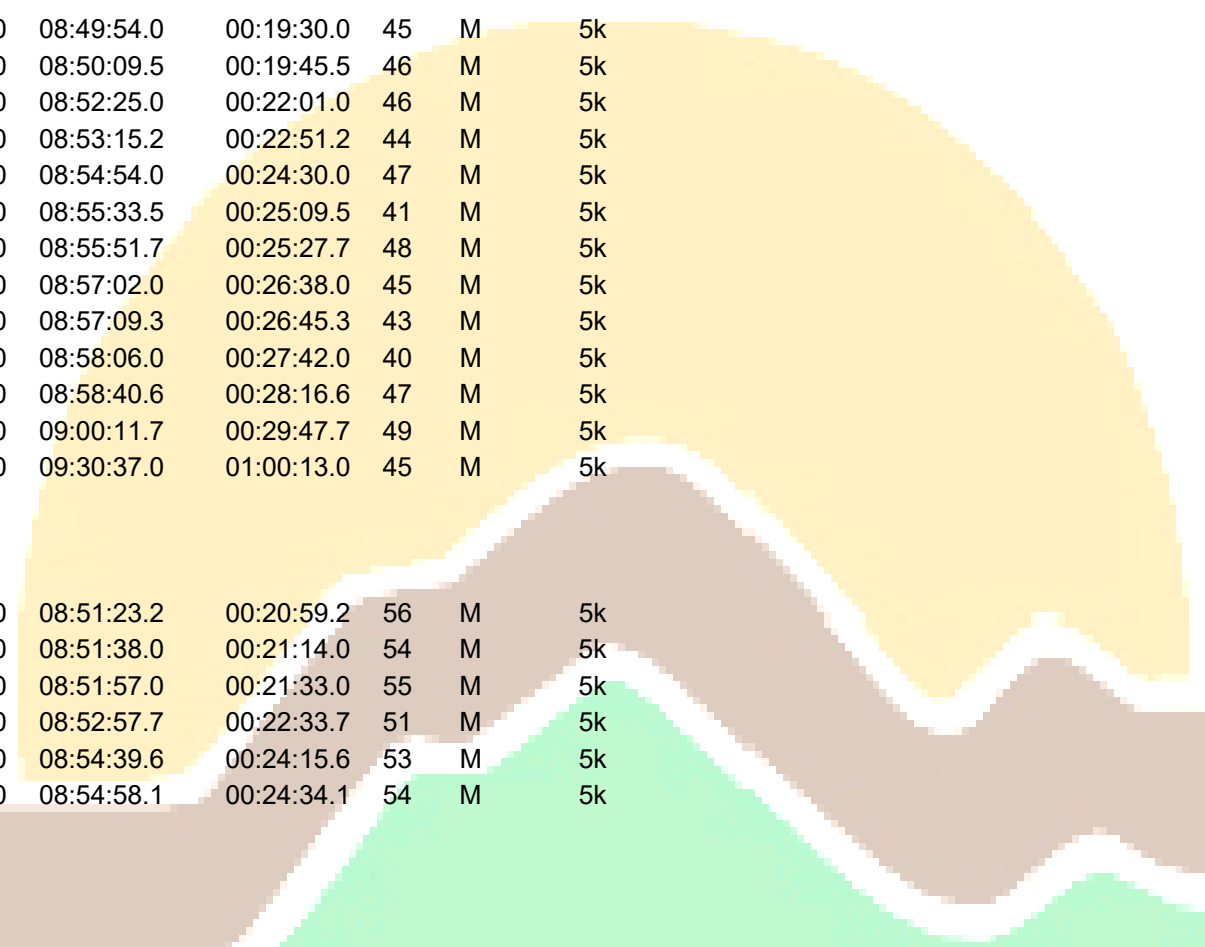
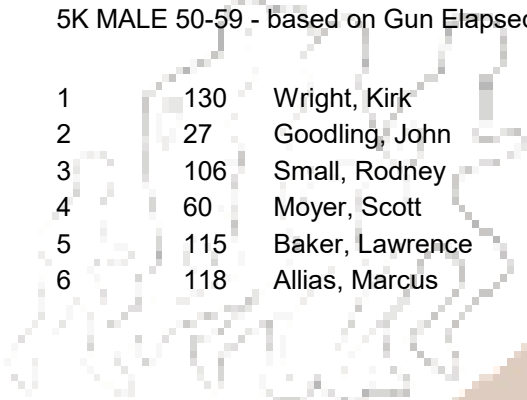
1	108	Hartman, Andrew	08:30:24.0	08:49:43.6	00:19:19.6	37	M	5k
2	104	Mummert, Chris	08:30:24.0	08:50:20.0	00:19:56.0	33	M	5k
3	39	Huckenberry, Charles	08:30:24.0	08:52:56.8	00:22:32.8	33	M	5k
4	84	Wabnik, Adam	08:30:24.0	08:55:45.4	00:25:21.4	32	M	5k
5	10	Conway, Sean	08:30:24.0	08:56:31.1	00:26:07.1	39	M	5k
6	40	Innerst, Robert	08:30:24.0	08:57:28.2	00:27:04.2	30	M	5k
7	129	Amodei, Martin	08:30:24.0	08:57:50.7	00:27:26.7	30	M	5k
8	63	Newcomer, Daniel	08:30:24.0	09:03:13.6	00:32:49.6	35	M	5k
9	90	Hodum, Paul	08:30:24.0	09:03:39.4	00:33:15.4	33	M	5k

5K MALE 40-49 - based on Gun Elapsed time

1	101	Coffman, Adam	08:30:24.0	08:49:54.0	00:19:30.0	45	M	5k
2	97	Miller, Leo	08:30:24.0	08:50:09.5	00:19:45.5	46	M	5k
3	112	Dutton, David	08:30:24.0	08:52:25.0	00:22:01.0	46	M	5k
4	121	Mummert, Brian	08:30:24.0	08:53:15.2	00:22:51.2	44	M	5k
5	93	Poletti, Mike	08:30:24.0	08:54:54.0	00:24:30.0	47	M	5k
6	2	Baney, Troy	08:30:24.0	08:55:33.5	00:25:09.5	41	M	5k
7	99	Groft, Tim	08:30:24.0	08:55:51.7	00:25:27.7	48	M	5k
8	9	Chamberlin, Sean	08:30:24.0	08:57:02.0	00:26:38.0	45	M	5k
9	48	Lighty, Travis	08:30:24.0	08:57:09.3	00:26:45.3	43	M	5k
10	43	King, Christopher	08:30:24.0	08:58:06.0	00:27:42.0	40	M	5k
11	77	Taylor, Brian	08:30:24.0	08:58:40.6	00:28:16.6	47	M	5k
12	120	Pardoe, David	08:30:24.0	09:00:11.7	00:29:47.7	49	M	5k
13	136	Grimm, Marty	08:30:24.0	09:30:37.0	01:00:13.0	45	M	5k

5K MALE 50-59 - based on Gun Elapsed time

1	130	Wright, Kirk	08:30:24.0	08:51:23.2	00:20:59.2	56	M	5k
2	27	Goodling, John	08:30:24.0	08:51:38.0	00:21:14.0	54	M	5k
3	106	Small, Rodney	08:30:24.0	08:51:57.0	00:21:33.0	55	M	5k
4	60	Moyer, Scott	08:30:24.0	08:52:57.7	00:22:33.7	51	M	5k
5	115	Baker, Lawrence	08:30:24.0	08:54:39.6	00:24:15.6	53	M	5k
6	118	Alias, Marcus	08:30:24.0	08:54:58.1	00:24:34.1	54	M	5k



Position	Bib #	Name	Gun Start	Finish	Gun Elapsed	Age	Gender	Division
7	73	Seitz, Paul	08:30:24.0	08:55:27.9	00:25:03.9	54	M	5k
8	109	Mummert, Mike	08:30:24.0	08:55:51.5	00:25:27.5	57	M	5k
9	24	Glosenger, Bruce	08:30:24.0	08:58:15.0	00:27:51.0	58	M	5k
10	117	Ferguson, Bob	08:30:24.0	08:58:26.0	00:28:02.0	55	M	5k
11	89	Hair, Brian	08:30:24.0	09:00:47.1	00:30:23.1	58	M	5k
12	80	taylor, william	08:30:24.0	09:05:29.3	00:35:05.3	59	M	5k
13	36	Hinkle, Robert	08:30:24.0	09:07:21.2	00:36:57.2	51	M	5k
14	42	Jorgensen, Richard	08:30:24.0	09:07:58.4	00:37:34.4	52	M	5k
15	69	Roche, Jim	08:30:24.0	09:08:36.6	00:38:12.6	54	M	5k
16	124	Lowe, Philip	08:30:24.0	09:26:56.6	00:56:32.6	50	M	5k
17	82	Torres, Antonio	08:30:24.0	09:32:46.1	01:02:22.1	58	M	5k

5K MALE 60-69 - based on Gun Elapsed time

1	133	Lander, Jeffrey	08:30:24.0	08:55:32.3	00:25:08.3	61	M	5k
2	103	Ball, Michael	08:30:24.0	08:56:00.9	00:25:36.9	63	M	5k
3	102	Kurtz, Albert	08:30:24.0	08:56:20.9	00:25:56.9	68	M	5k
4	62	Neff, Sam	08:30:24.0	08:57:38.5	00:27:14.5	66	M	5k
5	86	Zerbey, Karl	08:30:24.0	08:59:42.4	00:29:18.4	61	M	5k

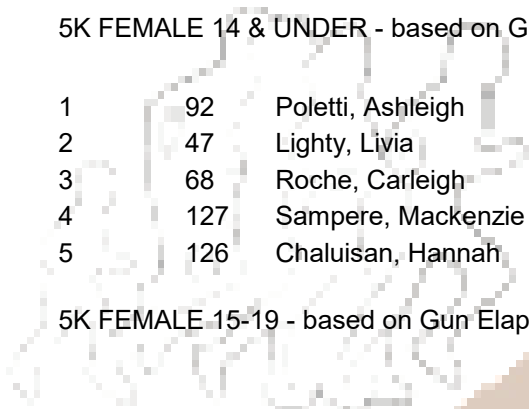
5K MALE 70+ - based on Gun Elapsed time

1	13	Derk, Terry	08:30:24.0	09:00:18.4	00:29:54.4	74	M	5k
2	107	Bushey, Milton	08:30:24.0	09:00:48.9	00:30:24.9	74	M	5k
3	45	Klein, Jack	08:30:24.0	09:05:58.5	00:35:34.5	70	M	5k
4	119	Kelleher, Harry	08:30:24.0	09:11:38.5	00:41:14.5	76	M	5k
5	74	Smith, Rod	08:30:24.0	09:24:16.4	00:53:52.4	78	M	5k

5K FEMALE 14 & UNDER - based on Gun Elapsed time

1	92	Poletti, Ashleigh	08:30:24.0	08:57:32.3	00:27:08.3	14	F	5k
2	47	Lighty, Livia	08:30:24.0	08:58:01.1	00:27:37.1	9	F	5k
3	68	Roche, Carleigh	08:30:24.0	09:00:57.2	00:30:33.2	14	F	5k
4	127	Sampere, Mackenzie	08:30:24.0	09:20:50.8	00:50:26.8	13	F	5k
5	126	Chaluisan, Hannah	08:30:24.0	09:20:51.4	00:50:27.4	13	F	5k

5K FEMALE 15-19 - based on Gun Elapsed time



Position	Bib #	Name	Gun Start	Finish	Gun Elapsed	Age	Gender	Division
----------	-------	------	-----------	--------	-------------	-----	--------	----------


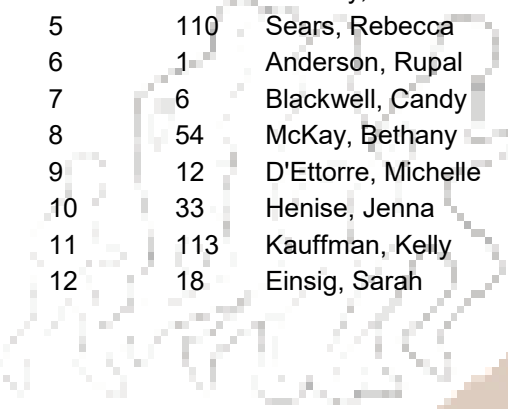
1	64	Ortiz, Felisha	08:30:24.0	08:59:01.5	00:28:37.5	15	F	5k
2	56	Meeder, Lakyn	08:30:24.0	09:05:00.9	00:34:36.9	16	F	5k
3	41	Jorgensen, Leah	08:30:24.0	09:07:58.4	00:37:34.4	19	F	5k

5K FEMALE 20-29 - based on Gun Elapsed time

1	79	Taylor, Madeline	08:30:24.0	08:53:05.4	00:22:41.4	20	F	5k
2	70	Rose, Kelly	08:30:24.0	08:53:20.4	00:22:56.4	27	F	5k
3	122	Cap, Andrea	08:30:24.0	08:54:49.9	00:24:25.9	26	F	5k
4	91	Hodum, Tiffany	08:30:24.0	08:56:05.6	00:25:41.6	28	F	5k
5	59	Miller, Kayla	08:30:24.0	08:56:32.5	00:26:08.5	27	F	5k
6	132	Messner, Lauryn	08:30:24.0	08:57:14.8	00:26:50.8	20	F	5k
7	35	Herman, Sami	08:30:24.0	08:57:54.9	00:27:30.9	24	F	5k
8	23	Fox, Charity	08:30:24.0	08:58:14.0	00:27:50.0	29	F	5k
9	7	Bradley, Sarah	08:30:24.0	08:58:20.9	00:27:56.9	23	F	5k
10	29	Harris, Mandi	08:30:24.0	09:04:25.1	00:34:01.1	29	F	5k
11	31	Hayman, Megan	08:30:24.0	09:07:27.3	00:37:03.3	29	F	5k
12	114	Beauchamp, Ryan	08:30:24.0	09:10:43.7	00:40:19.7	29	F	5k
13	30	Hartman, Anna	08:30:24.0	09:12:56.0	00:42:32.0	27	F	5k

5K FEMALE 30-39 - based on Gun Elapsed time

1	32	Heim, Kim	08:30:24.0	08:54:32.0	00:24:08.0	30	F	5k
2	85	Wabnik, Alison	08:30:24.0	08:57:27.6	00:27:03.6	32	F	5k
3	5	Binter, Stephanie	08:30:24.0	08:58:11.0	00:27:47.0	38	F	5k
4	11	Conway, Val	08:30:24.0	09:00:54.3	00:30:30.3	37	F	5k
5	110	Sears, Rebecca	08:30:24.0	09:03:11.8	00:32:47.8	32	F	5k
6	1	Anderson, Rupal	08:30:24.0	09:04:27.4	00:34:03.4	38	F	5k
7	6	Blackwell, Candy	08:30:24.0	09:04:47.2	00:34:23.2	37	F	5k
8	54	McKay, Bethany	08:30:24.0	09:06:21.8	00:35:57.8	30	F	5k
9	12	D'Ettorre, Michelle	08:30:24.0	09:06:45.9	00:36:21.9	36	F	5k
10	33	Henise, Jenna	08:30:24.0	09:16:52.6	00:46:28.6	33	F	5k
11	113	Kauffman, Kelly	08:30:24.0	09:27:12.7	00:56:48.7	36	F	5k
12	18	Einsig, Sarah	08:30:24.0	09:34:04.2	01:03:40.2	34	F	5k



Position	Bib #	Name	Gun Start	Finish	Gun Elapsed	Age	Gender	Division
----------	-------	------	-----------	--------	-------------	-----	--------	----------

5K FEMALE 40-49 - based on Gun Elapsed time

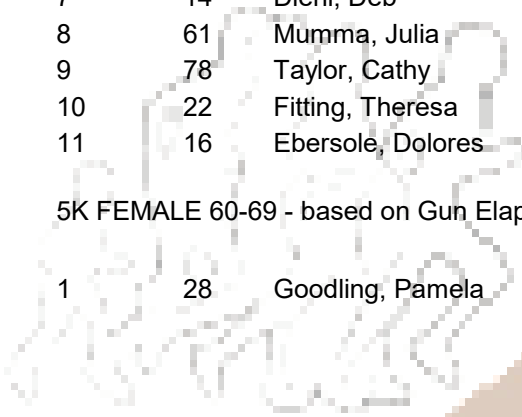
1	131	Altland, Jamie	08:30:24.0	08:57:49.9	00:27:25.9	40	F	5k
2	20	Falvey, Karen	08:30:24.0	08:58:35.0	00:28:11.0	44	F	5k
3	71	Sanders, Kelly	08:30:24.0	09:02:39.8	00:32:15.8	41	F	5k
4	98	Groft, Djan	08:30:24.0	09:06:02.9	00:35:38.9	48	F	5k
5	37	Hinkle, Tina	08:30:24.0	09:07:36.5	00:37:12.5	49	F	5k
6	100	Baker, Liz	08:30:24.0	09:10:36.9	00:40:12.9	49	F	5k
7	123	Hart, Sandy	08:30:24.0	09:24:50.2	00:54:26.2	48	F	5k
8	134	Taylor, Tracey	08:30:24.0	09:27:12.5	00:56:48.5	46	F	5k
9	96	Randall, Shari	08:30:24.0	09:29:18.1	00:58:54.1	47	F	5k
10	135	Grimm, Kelly	08:30:24.0	09:30:37.4	01:00:13.4	44	F	5k
11	4	Beck, Diane	08:30:24.0	09:30:46.4	01:00:22.4	49	F	5k
12	57	Meeder, Terasa	08:30:24.0	09:30:46.5	01:00:22.5	49	F	5k
13	46	Lightner, Beth	08:30:24.0	09:32:22.5	01:01:58.5	44	F	5k
14	8	Brown, Melissa	08:30:24.0	09:32:57.4	01:02:33.4	49	F	5k
15	15	Dorer, Stephanie	08:30:24.0	09:34:48.3	01:04:24.3	42	F	5k

5K FEMALE 50-59 - based on Gun Elapsed time

1	50	Lloyd, Lauren	08:30:24.0	08:56:11.5	00:25:47.5	53	F	5k
2	25	Glosenger, Cyndy	08:30:24.0	08:56:27.4	00:26:03.4	59	F	5k
3	75	Stambaugh, Debbi	08:30:24.0	09:00:41.3	00:30:17.3	52	F	5k
4	55	Meckel, Nina	08:30:24.0	09:01:57.1	00:31:33.1	55	F	5k
5	111	Sears, Kathleen	08:30:24.0	09:14:00.5	00:43:36.5	59	F	5k
6	34	Henise, Jolene	08:30:24.0	09:16:53.1	00:46:29.1	52	F	5k
7	14	Diehl, Deb	08:30:24.0	09:16:55.8	00:46:31.8	56	F	5k
8	61	Mumma, Julia	08:30:24.0	09:21:16.7	00:50:52.7	52	F	5k
9	78	Taylor, Cathy	08:30:24.0	09:23:17.0	00:52:53.0	59	F	5k
10	22	Fitting, Theresa	08:30:24.0	09:32:50.6	01:02:26.6	53	F	5k
11	16	Ebersole, Dolores	08:30:24.0	09:34:47.6	01:04:23.6	52	F	5k

5K FEMALE 60-69 - based on Gun Elapsed time

1	28	Goodling, Pamela	08:30:24.0	08:58:55.4	00:28:31.4	62	F	5k
---	----	------------------	------------	------------	------------	----	---	----



Position	Bib #	Name	Gun Start	Finish	Gun Elapsed	Age	Gender	Division
2	51	Luckenbaugh, Michele	08:30:24.0	09:09:48.5	00:39:24.5	68	F	5k
3	125	Diehl, Karen	08:30:24.0	09:24:48.9	00:54:24.9	61	F	5k
4	81	Torres, Anita	08:30:24.0	09:32:45.6	01:02:21.6	61	F	5k
5	53	mansberger, Susan	08:30:24.0	09:34:03.7	01:03:39.7	60	F	5k

5K FEMALE 70+ - based on Gun Elapsed time

1	76	Tate, Linda	08:30:24.0	09:23:15.9	00:52:51.9	73	F	5k
2	66	Pabon, Peggy	08:30:24.0	09:32:22.4	01:01:58.4	73	F	5k

