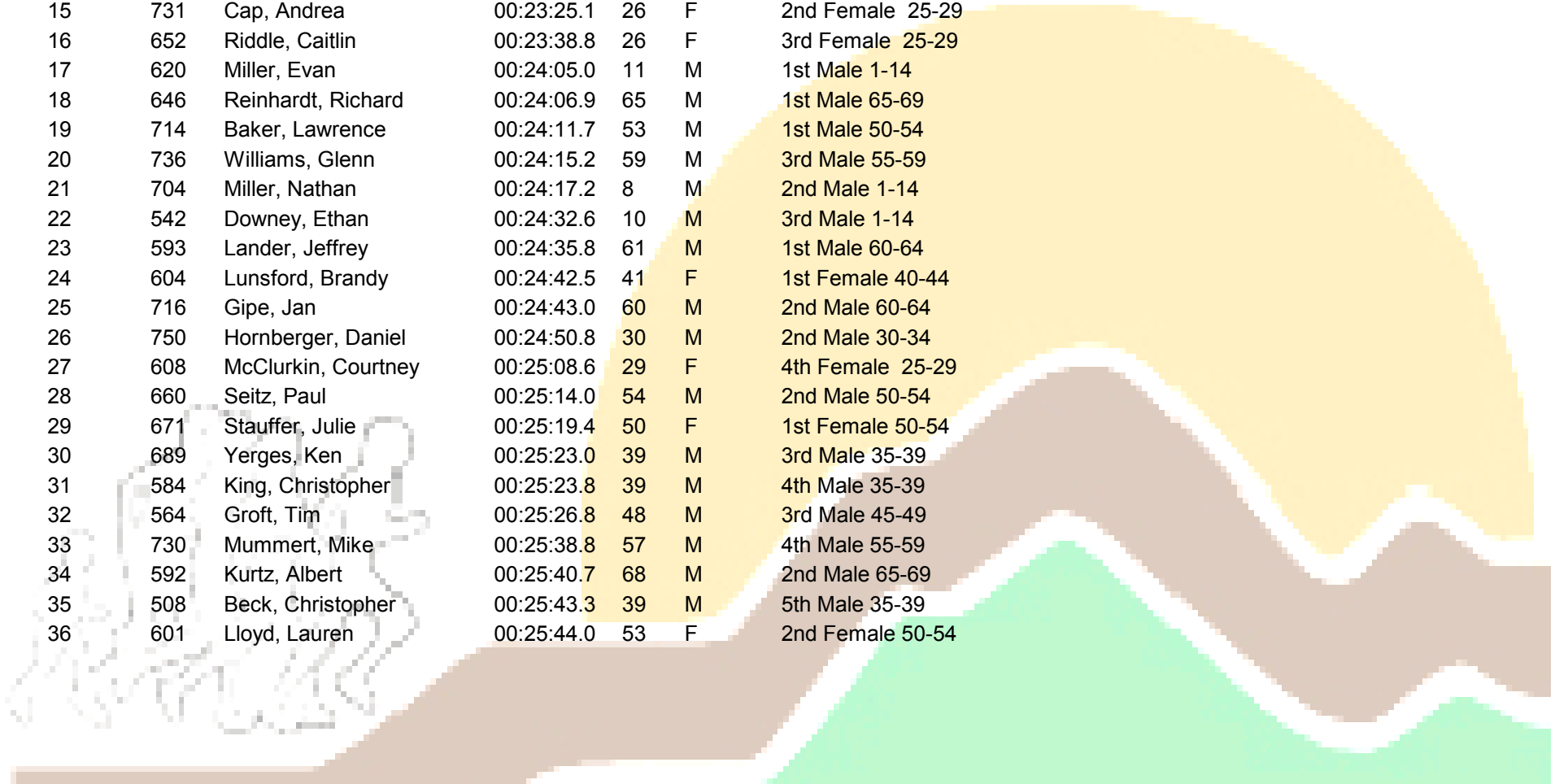
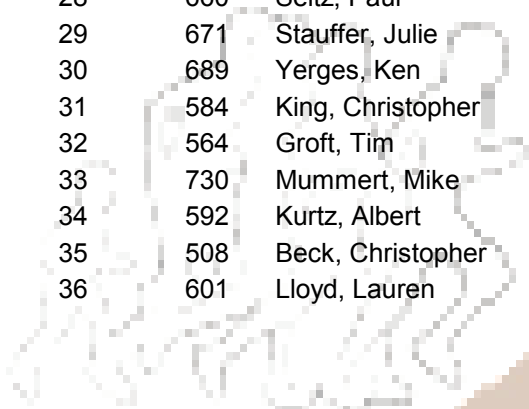
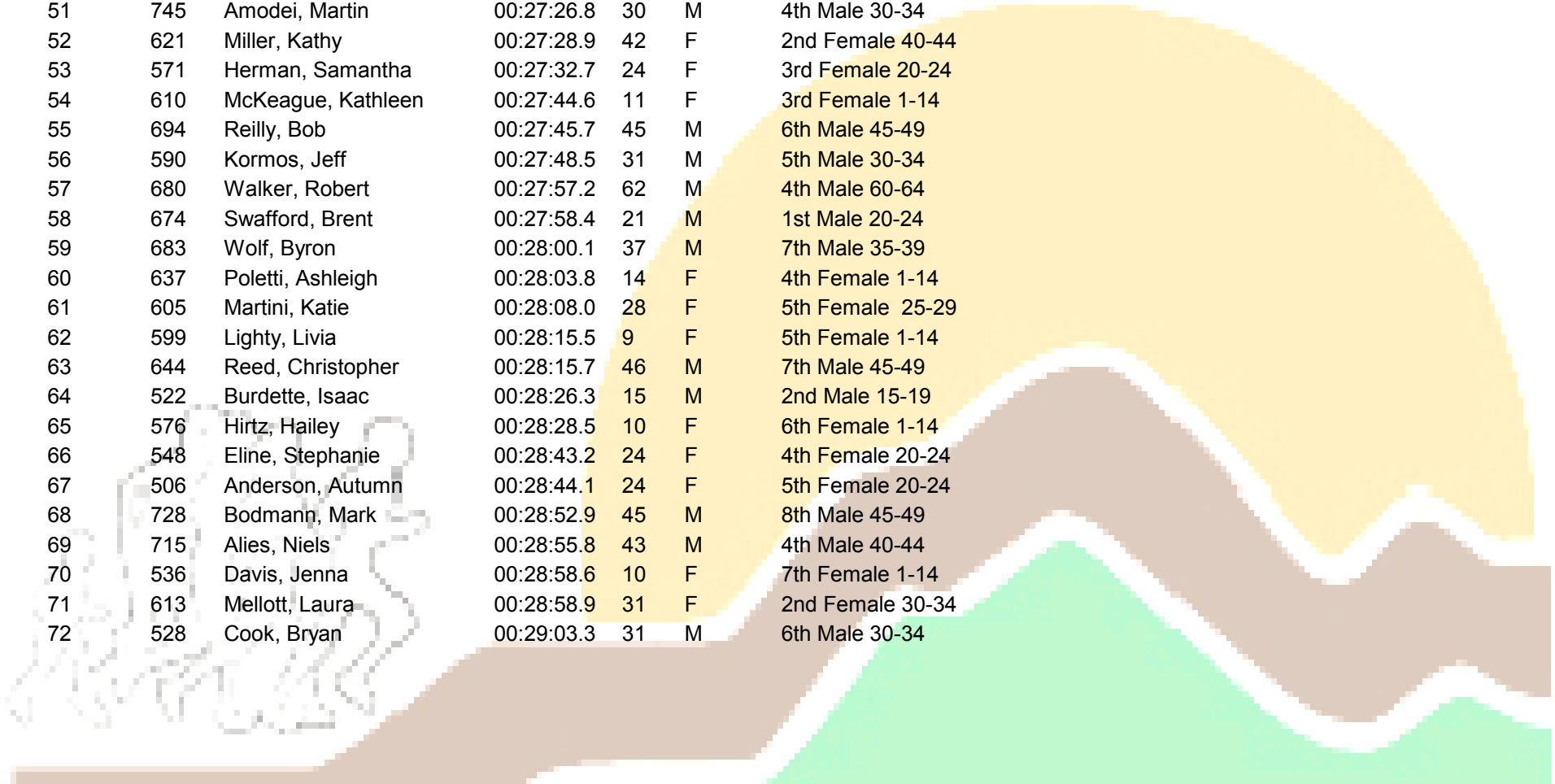
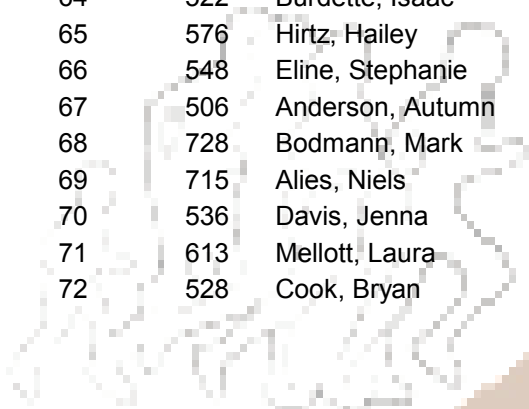



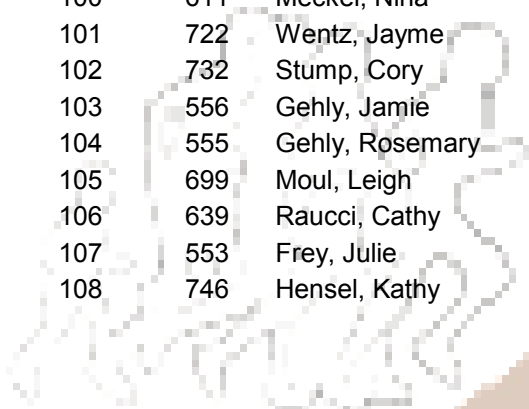
| Position | Bib # | Name | Overall Time | Age | Gender | Age Rank |
|----------|-------|----------------------|--------------|-----|--------|------------------|
| 1 | 726 | Hartman, Andrew | 00:18:43.6 | 37 | M | 1st Male 35-39 |
| 2 | 636 | Paskey, Andrew | 00:20:14.8 | 15 | M | 1st Male 15-19 |
| 3 | 741 | Bowen, Robert | 00:20:24.5 | 45 | M | 1st Male 45-49 |
| 4 | 687 | Wright, Kirk | 00:20:36.6 | 56 | M | 1st Male 55-59 |
| 5 | 653 | Rizzardo, Dave | 00:20:49.4 | 56 | M | 2nd Male 55-59 |
| 6 | 727 | Rose, Kelly | 00:21:55.2 | 27 | F | 1st Female 25-29 |
| 7 | 701 | Frey, John | 00:21:59.8 | 29 | M | 1st Male 25-29 |
| 8 | 720 | Dutton, David | 00:22:13.5 | 46 | M | 2nd Male 45-49 |
| 9 | 580 | Huckenberry, Charles | 00:22:30.5 | 33 | M | 1st Male 30-34 |
| 10 | 739 | Mummert, Brian | 00:22:43.9 | 44 | M | 1st Male 40-44 |
| 11 | 742 | Moyer, Devin | 00:23:06.1 | 38 | M | 2nd Male 35-39 |
| 12 | 718 | Forry, Sarah | 00:23:17.2 | 15 | F | 1st Female 15-19 |
| 13 | 719 | Orison Jr., Mark | 00:23:22.1 | 27 | M | 2nd Male 25-29 |
| 14 | 749 | Wagman, Holly | 00:23:23.5 | 34 | F | 1st Female 30-34 |
| 15 | 731 | Cap, Andrea | 00:23:25.1 | 26 | F | 2nd Female 25-29 |
| 16 | 652 | Riddle, Caitlin | 00:23:38.8 | 26 | F | 3rd Female 25-29 |
| 17 | 620 | Miller, Evan | 00:24:05.0 | 11 | M | 1st Male 1-14 |
| 18 | 646 | Reinhardt, Richard | 00:24:06.9 | 65 | M | 1st Male 65-69 |
| 19 | 714 | Baker, Lawrence | 00:24:11.7 | 53 | M | 1st Male 50-54 |
| 20 | 736 | Williams, Glenn | 00:24:15.2 | 59 | M | 3rd Male 55-59 |
| 21 | 704 | Miller, Nathan | 00:24:17.2 | 8 | M | 2nd Male 1-14 |
| 22 | 542 | Downey, Ethan | 00:24:32.6 | 10 | M | 3rd Male 1-14 |
| 23 | 593 | Lander, Jeffrey | 00:24:35.8 | 61 | M | 1st Male 60-64 |
| 24 | 604 | Lunsford, Brandy | 00:24:42.5 | 41 | F | 1st Female 40-44 |
| 25 | 716 | Gipe, Jan | 00:24:43.0 | 60 | M | 2nd Male 60-64 |
| 26 | 750 | Hornberger, Daniel | 00:24:50.8 | 30 | M | 2nd Male 30-34 |
| 27 | 608 | McClurkin, Courtney | 00:25:08.6 | 29 | F | 4th Female 25-29 |
| 28 | 660 | Seitz, Paul | 00:25:14.0 | 54 | M | 2nd Male 50-54 |
| 29 | 671 | Stauffer, Julie | 00:25:19.4 | 50 | F | 1st Female 50-54 |
| 30 | 689 | Yerges, Ken | 00:25:23.0 | 39 | M | 3rd Male 35-39 |
| 31 | 584 | King, Christopher | 00:25:23.8 | 39 | M | 4th Male 35-39 |
| 32 | 564 | Groft, Tim | 00:25:26.8 | 48 | M | 3rd Male 45-49 |
| 33 | 730 | Mummert, Mike | 00:25:38.8 | 57 | M | 4th Male 55-59 |
| 34 | 592 | Kurtz, Albert | 00:25:40.7 | 68 | M | 2nd Male 65-69 |
| 35 | 508 | Beck, Christopher | 00:25:43.3 | 39 | M | 5th Male 35-39 |
| 36 | 601 | Lloyd, Lauren | 00:25:44.0 | 53 | F | 2nd Female 50-54 |



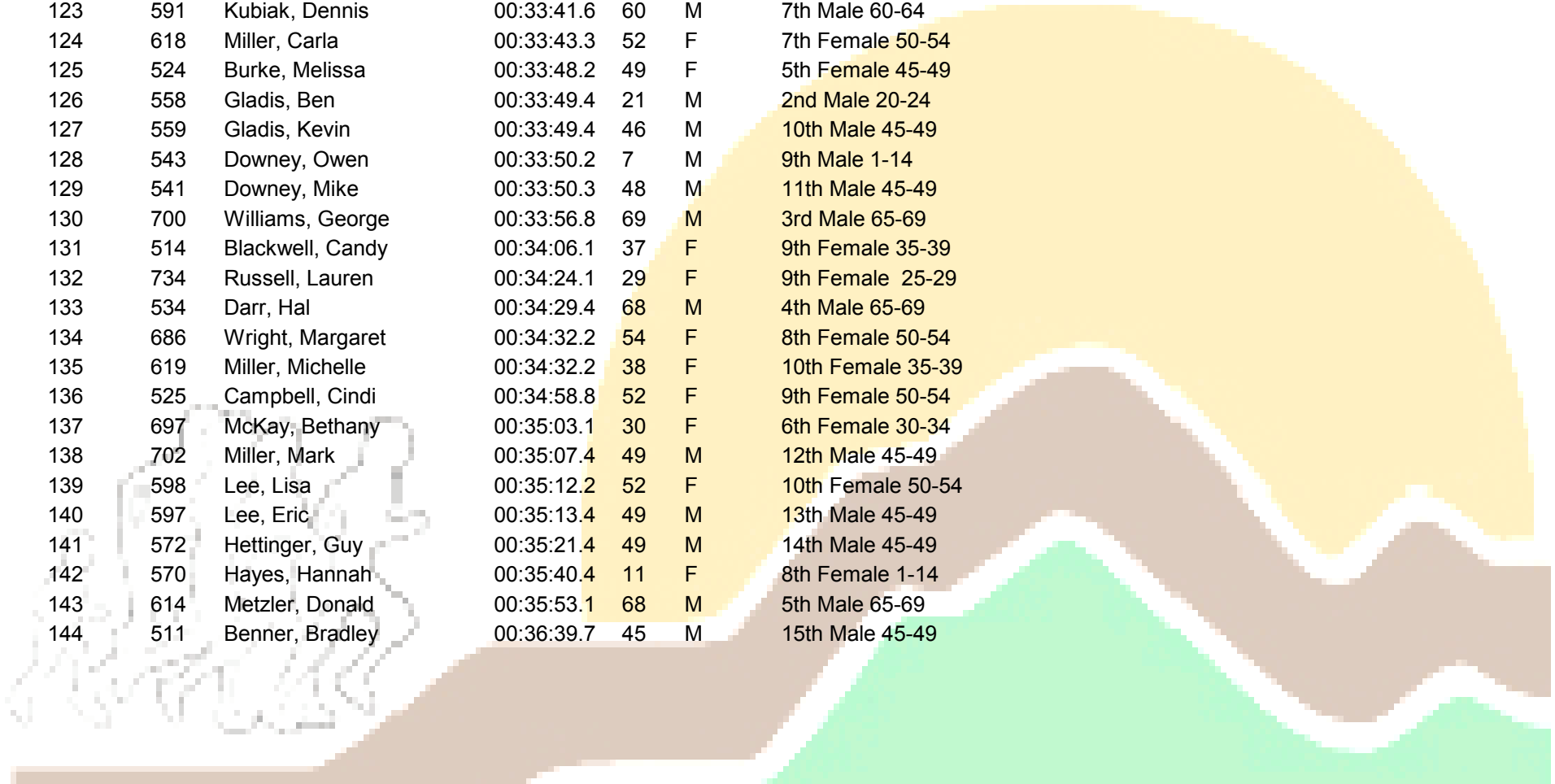
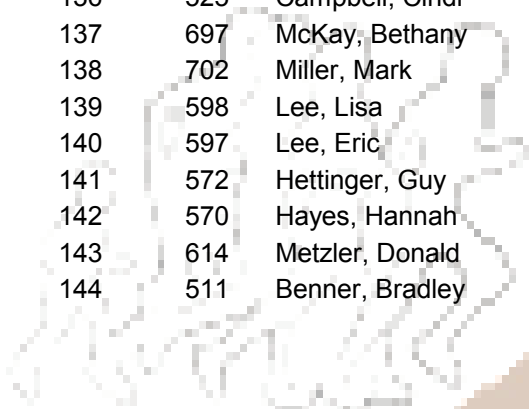
| Position | Bib # | Name | Overall Time | Age | Gender | Age Rank |
|----------|-------|-----------------------|--------------|-----|--------|------------------|
| 37 | 638 | Pollak, Brian | 00:25:44.5 | 46 | M | 4th Male 45-49 |
| 38 | 682 | Welter, Adam | 00:25:45.8 | 39 | M | 6th Male 35-39 |
| 39 | 510 | Bell, Riley | 00:25:57.8 | 11 | F | 1st Female 1-14 |
| 40 | 655 | Roche, Carleigh | 00:25:57.8 | 14 | F | 2nd Female 1-14 |
| 41 | 513 | Biazzo, Brian | 00:26:04.7 | 40 | M | 2nd Male 40-44 |
| 42 | 662 | Shontz, Adrian | 00:26:12.4 | 31 | M | 3rd Male 30-34 |
| 43 | 723 | Brandon, Maureen | 00:26:13.3 | 24 | F | 1st Female 20-24 |
| 44 | 539 | Dowell, Jesse | 00:26:22.8 | 11 | M | 4th Male 1-14 |
| 45 | 595 | Lawrence, Christy | 00:26:32.5 | 45 | F | 1st Female 45-49 |
| 46 | 532 | Dalton, Tatiana | 00:26:48.5 | 37 | F | 1st Female 35-39 |
| 47 | 600 | Lighty, Travis | 00:26:57.0 | 43 | M | 3rd Male 40-44 |
| 48 | 707 | Miller, Bart | 00:27:13.0 | 47 | M | 5th Male 45-49 |
| 49 | 582 | Kercher, Patrick | 00:27:14.7 | 60 | M | 3rd Male 60-64 |
| 50 | 747 | Petrucelli, Gabriella | 00:27:18.3 | 24 | F | 2nd Female 20-24 |
| 51 | 745 | Amodei, Martin | 00:27:26.8 | 30 | M | 4th Male 30-34 |
| 52 | 621 | Miller, Kathy | 00:27:28.9 | 42 | F | 2nd Female 40-44 |
| 53 | 571 | Herman, Samantha | 00:27:32.7 | 24 | F | 3rd Female 20-24 |
| 54 | 610 | McKeague, Kathleen | 00:27:44.6 | 11 | F | 3rd Female 1-14 |
| 55 | 694 | Reilly, Bob | 00:27:45.7 | 45 | M | 6th Male 45-49 |
| 56 | 590 | Kormos, Jeff | 00:27:48.5 | 31 | M | 5th Male 30-34 |
| 57 | 680 | Walker, Robert | 00:27:57.2 | 62 | M | 4th Male 60-64 |
| 58 | 674 | Swafford, Brent | 00:27:58.4 | 21 | M | 1st Male 20-24 |
| 59 | 683 | Wolf, Byron | 00:28:00.1 | 37 | M | 7th Male 35-39 |
| 60 | 637 | Poletti, Ashleigh | 00:28:03.8 | 14 | F | 4th Female 1-14 |
| 61 | 605 | Martini, Katie | 00:28:08.0 | 28 | F | 5th Female 25-29 |
| 62 | 599 | Lighty, Livia | 00:28:15.5 | 9 | F | 5th Female 1-14 |
| 63 | 644 | Reed, Christopher | 00:28:15.7 | 46 | M | 7th Male 45-49 |
| 64 | 522 | Burdette, Isaac | 00:28:26.3 | 15 | M | 2nd Male 15-19 |
| 65 | 576 | Hirtz, Hailey | 00:28:28.5 | 10 | F | 6th Female 1-14 |
| 66 | 548 | Eline, Stephanie | 00:28:43.2 | 24 | F | 4th Female 20-24 |
| 67 | 506 | Anderson, Autumn | 00:28:44.1 | 24 | F | 5th Female 20-24 |
| 68 | 728 | Bodmann, Mark | 00:28:52.9 | 45 | M | 8th Male 45-49 |
| 69 | 715 | Alies, Niels | 00:28:55.8 | 43 | M | 4th Male 40-44 |
| 70 | 536 | Davis, Jenna | 00:28:58.6 | 10 | F | 7th Female 1-14 |
| 71 | 613 | Mellott, Laura | 00:28:58.9 | 31 | F | 2nd Female 30-34 |
| 72 | 528 | Cook, Bryan | 00:29:03.3 | 31 | M | 6th Male 30-34 |



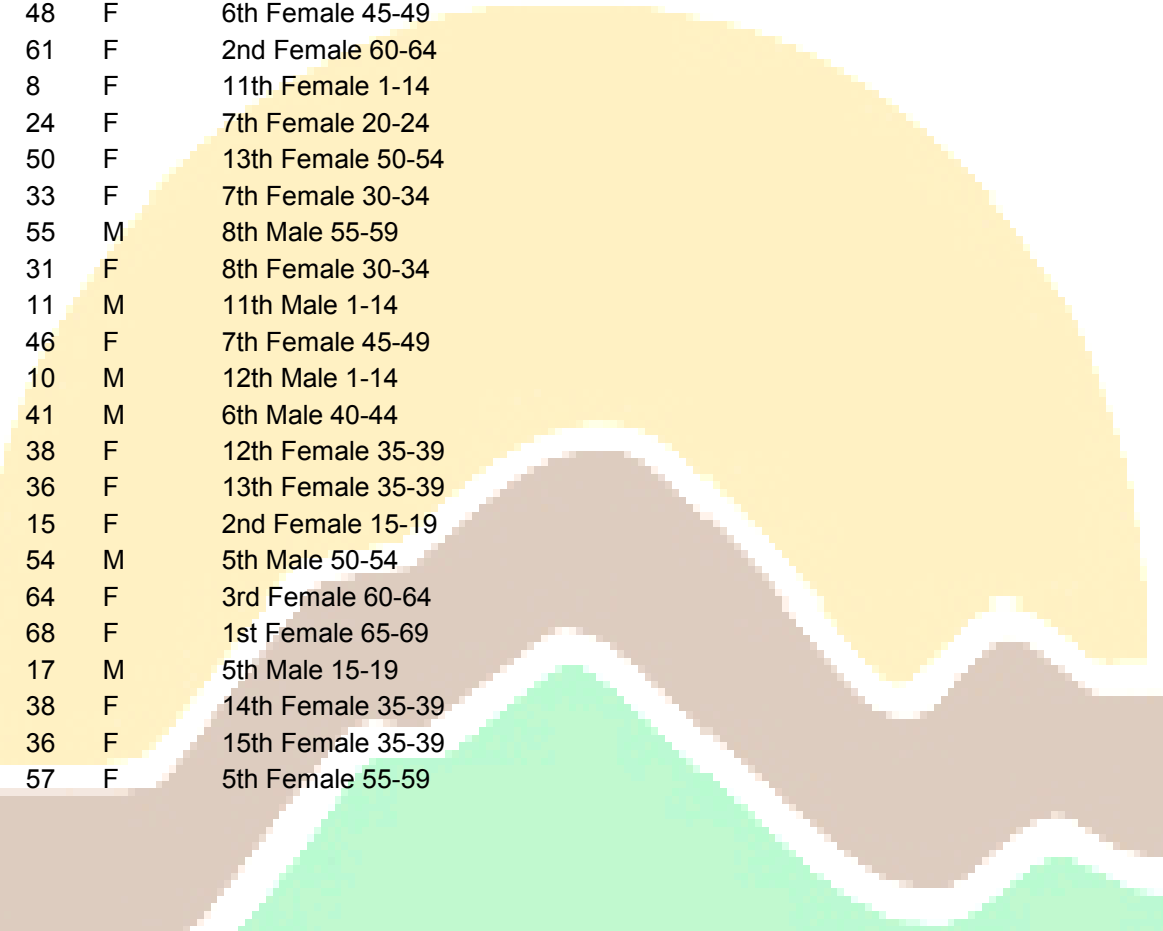
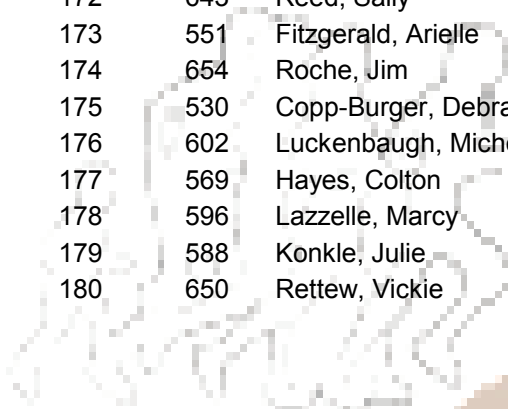
| Position | Bib # | Name | Overall Time | Age | Gender | Age Rank |
|----------|-------|---------------------|--------------|-----|--------|------------------|
| 73 | 729 | Bodmann, Mary | 00:29:13.2 | 44 | F | 3rd Female 40-44 |
| 74 | 711 | Delp, Andrew | 00:29:14.2 | 57 | M | 5th Male 55-59 |
| 75 | 724 | Bushey, Milton | 00:29:25.9 | 74 | M | 1st Male 70+ |
| 76 | 583 | Kindig, Craig | 00:29:32.5 | 62 | M | 5th Male 60-64 |
| 77 | 691 | Yerges, Brady | 00:29:33.6 | 12 | M | 5th Male 1-14 |
| 78 | 721 | Miller, Tracy | 00:29:34.6 | 42 | F | 4th Female 40-44 |
| 79 | 677 | Tuck, Steve | 00:29:35.8 | 53 | M | 3rd Male 50-54 |
| 80 | 713 | Wahl, Sonja | 00:29:40.4 | 53 | F | 3rd Female 50-54 |
| 81 | 641 | Reachard, Jenna | 00:29:42.9 | 31 | F | 3rd Female 30-34 |
| 82 | 623 | Miller, Ian | 00:29:44.9 | 13 | M | 6th Male 1-14 |
| 83 | 657 | Schnur, Kristyn | 00:29:49.0 | 26 | F | 6th Female 25-29 |
| 84 | 705 | Guyver, Jeremy | 00:29:50.3 | 36 | M | 8th Male 35-39 |
| 85 | 659 | Seigle, Ernie | 00:29:59.6 | 29 | M | 3rd Male 25-29 |
| 86 | 698 | Hinkle, Sylar | 00:29:59.8 | 13 | M | 7th Male 1-14 |
| 87 | 573 | Hinkle, Kacey | 00:30:10.4 | 43 | F | 5th Female 40-44 |
| 88 | 688 | Yanavitch, Kimberly | 00:30:18.4 | 50 | F | 4th Female 50-54 |
| 89 | 634 | Padre, Elizabeth | 00:30:23.2 | 39 | F | 2nd Female 35-39 |
| 90 | 751 | Fancetti, Christy | 00:30:42.3 | 63 | F | 1st Female 60-64 |
| 91 | 568 | Hasson, Hillary | 00:30:43.2 | 36 | F | 3rd Female 35-39 |
| 92 | 684 | Wolf, Susan | 00:30:47.5 | 58 | F | 1st Female 55-59 |
| 93 | 540 | Downey, Carrie | 00:30:55.2 | 39 | F | 4th Female 35-39 |
| 94 | 667 | Stambaugh, Debbi | 00:30:56.1 | 52 | F | 5th Female 50-54 |
| 95 | 533 | Dalton, Aaron | 00:30:58.7 | 38 | M | 9th Male 35-39 |
| 96 | 589 | Koppenhaver, Greta | 00:31:20.6 | 43 | F | 6th Female 40-44 |
| 97 | 617 | Miller, Dustin | 00:31:20.6 | 18 | M | 3rd Male 15-19 |
| 98 | 681 | Weaver, Robert | 00:31:26.2 | 57 | M | 6th Male 55-59 |
| 99 | 550 | Fanning, Mary | 00:31:28.2 | 26 | F | 7th Female 25-29 |
| 100 | 611 | Meckel, Nina | 00:31:34.0 | 55 | F | 2nd Female 55-59 |
| 101 | 722 | Wentz, Jayme | 00:31:46.0 | 37 | F | 5th Female 35-39 |
| 102 | 732 | Stump, Cory | 00:31:56.3 | 32 | M | 7th Male 30-34 |
| 103 | 556 | Gehly, Jamie | 00:32:04.1 | 29 | F | 8th Female 25-29 |
| 104 | 555 | Gehly, Rosemary | 00:32:04.7 | 55 | F | 3rd Female 55-59 |
| 105 | 699 | Moul, Leigh | 00:32:07.0 | 46 | F | 2nd Female 45-49 |
| 106 | 639 | Raucci, Cathy | 00:32:08.1 | 44 | F | 7th Female 40-44 |
| 107 | 553 | Frey, Julie | 00:32:08.2 | 35 | F | 6th Female 35-39 |
| 108 | 746 | Hensel, Kathy | 00:32:18.1 | 47 | F | 3rd Female 45-49 |



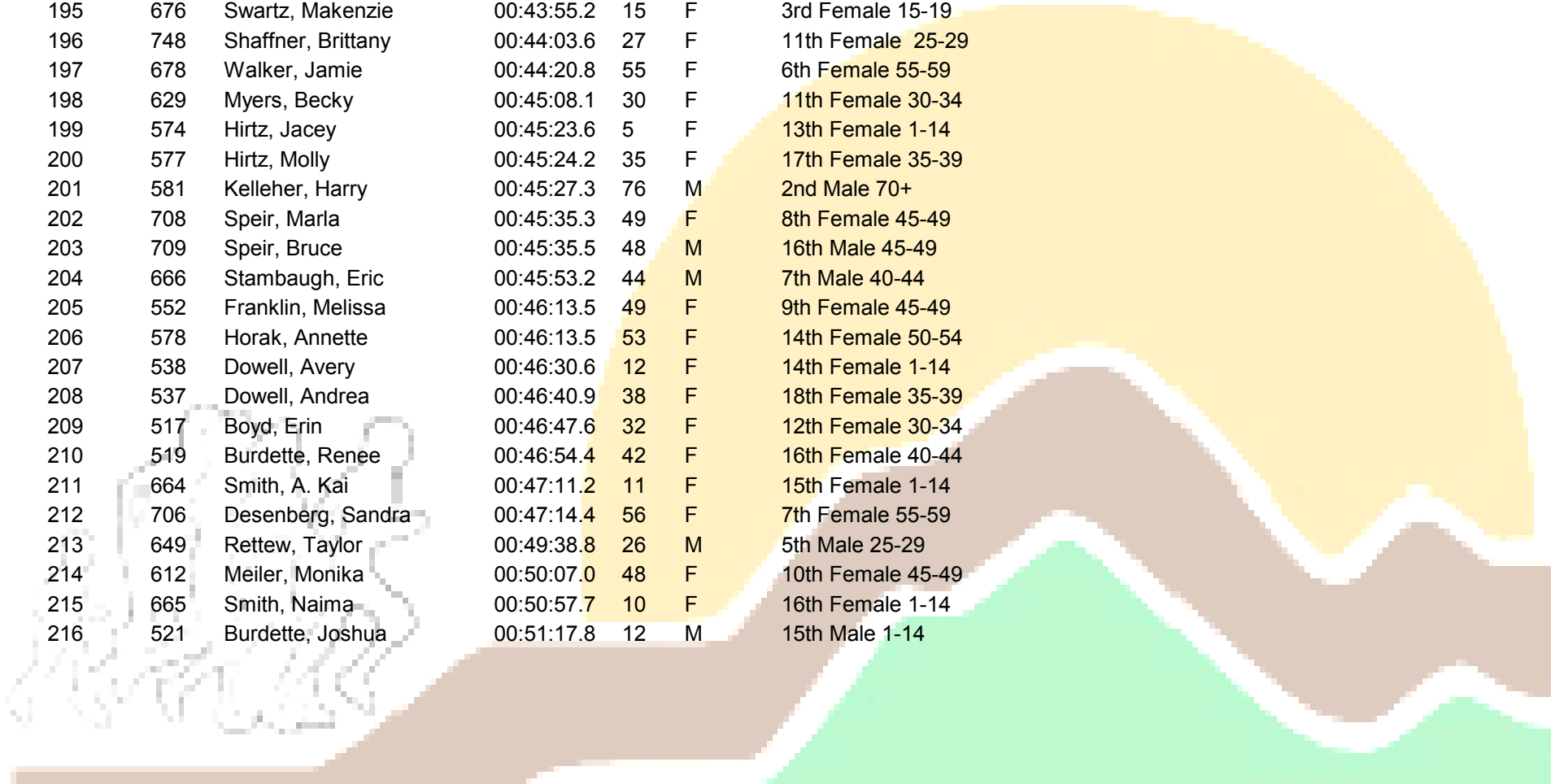
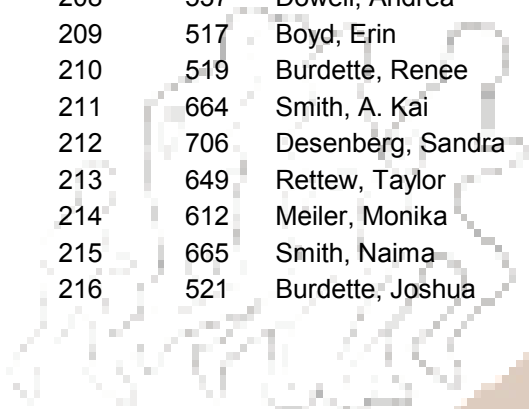
| Position | Bib # | Name | Overall Time | Age | Gender | Age Rank |
|----------|-------|--------------------|--------------|-----|--------|-------------------|
| 109 | 512 | Biazzo, Andria | 00:32:22.8 | 40 | F | 8th Female 40-44 |
| 110 | 529 | Cooper, Barbara | 00:32:34.2 | 34 | F | 4th Female 30-34 |
| 111 | 624 | Miller, Jerri | 00:32:38.0 | 39 | F | 7th Female 35-39 |
| 112 | 626 | Moyer, Allyson | 00:32:44.5 | 36 | F | 8th Female 35-39 |
| 113 | 616 | Miller, Stuart | 00:32:46.1 | 61 | M | 6th Male 60-64 |
| 114 | 563 | Goedecker, Jack | 00:33:01.1 | 10 | M | 8th Male 1-14 |
| 115 | 509 | Becker, Jacqueline | 00:33:06.7 | 51 | F | 6th Female 50-54 |
| 116 | 561 | Goedecker, Mark | 00:33:12.3 | 45 | M | 9th Male 45-49 |
| 117 | 607 | Maze, Robert | 00:33:14.0 | 18 | M | 4th Male 15-19 |
| 118 | 668 | Stanton, Susan | 00:33:14.9 | 43 | F | 9th Female 40-44 |
| 119 | 672 | Stollar, Jayson | 00:33:15.5 | 43 | M | 5th Male 40-44 |
| 120 | 663 | Smith, Lisa | 00:33:21.4 | 44 | F | 10th Female 40-44 |
| 121 | 594 | Laughead, Teresa | 00:33:24.0 | 49 | F | 4th Female 45-49 |
| 122 | 693 | Predro, Stephanie | 00:33:36.7 | 34 | F | 5th Female 30-34 |
| 123 | 591 | Kubiak, Dennis | 00:33:41.6 | 60 | M | 7th Male 60-64 |
| 124 | 618 | Miller, Carla | 00:33:43.3 | 52 | F | 7th Female 50-54 |
| 125 | 524 | Burke, Melissa | 00:33:48.2 | 49 | F | 5th Female 45-49 |
| 126 | 558 | Gladis, Ben | 00:33:49.4 | 21 | M | 2nd Male 20-24 |
| 127 | 559 | Gladis, Kevin | 00:33:49.4 | 46 | M | 10th Male 45-49 |
| 128 | 543 | Downey, Owen | 00:33:50.2 | 7 | M | 9th Male 1-14 |
| 129 | 541 | Downey, Mike | 00:33:50.3 | 48 | M | 11th Male 45-49 |
| 130 | 700 | Williams, George | 00:33:56.8 | 69 | M | 3rd Male 65-69 |
| 131 | 514 | Blackwell, Candy | 00:34:06.1 | 37 | F | 9th Female 35-39 |
| 132 | 734 | Russell, Lauren | 00:34:24.1 | 29 | F | 9th Female 25-29 |
| 133 | 534 | Darr, Hal | 00:34:29.4 | 68 | M | 4th Male 65-69 |
| 134 | 686 | Wright, Margaret | 00:34:32.2 | 54 | F | 8th Female 50-54 |
| 135 | 619 | Miller, Michelle | 00:34:32.2 | 38 | F | 10th Female 35-39 |
| 136 | 525 | Campbell, Cindi | 00:34:58.8 | 52 | F | 9th Female 50-54 |
| 137 | 697 | McKay, Bethany | 00:35:03.1 | 30 | F | 6th Female 30-34 |
| 138 | 702 | Miller, Mark | 00:35:07.4 | 49 | M | 12th Male 45-49 |
| 139 | 598 | Lee, Lisa | 00:35:12.2 | 52 | F | 10th Female 50-54 |
| 140 | 597 | Lee, Eric | 00:35:13.4 | 49 | M | 13th Male 45-49 |
| 141 | 572 | Hettinger, Guy | 00:35:21.4 | 49 | M | 14th Male 45-49 |
| 142 | 570 | Hayes, Hannah | 00:35:40.4 | 11 | F | 8th Female 1-14 |
| 143 | 614 | Metzler, Donald | 00:35:53.1 | 68 | M | 5th Male 65-69 |
| 144 | 511 | Benner, Bradley | 00:36:39.7 | 45 | M | 15th Male 45-49 |



| Position | Bib # | Name | Overall Time | Age | Gender | Age Rank |
|----------|-------|----------------------|--------------|-----|--------|-------------------|
| 145 | 505 | Anderson, Sharon | 00:36:43.6 | 53 | F | 11th Female 50-54 |
| 146 | 575 | Hirtz, Mirey | 00:36:51.0 | 7 | F | 9th Female 1-14 |
| 147 | 647 | Reinoehl, Caitlyn | 00:36:55.8 | 20 | F | 6th Female 20-24 |
| 148 | 557 | Gladis, Cynthia | 00:36:56.1 | 44 | F | 11th Female 40-44 |
| 149 | 675 | Swartz, Heather | 00:37:07.6 | 42 | F | 12th Female 40-44 |
| 150 | 735 | Williams, Shelly | 00:37:30.2 | 59 | F | 4th Female 55-59 |
| 151 | 603 | Ludwig, Jennifer | 00:37:49.0 | 43 | F | 13th Female 40-44 |
| 152 | 523 | Burdette, Brad | 00:37:57.2 | 50 | M | 4th Male 50-54 |
| 153 | 692 | Yerges, Gracie | 00:38:08.4 | 10 | F | 10th Female 1-14 |
| 154 | 562 | Goedecker, Ben | 00:38:14.4 | 7 | M | 10th Male 1-14 |
| 155 | 725 | Yanavitch, Bill | 00:38:15.1 | 55 | M | 7th Male 55-59 |
| 156 | 645 | Rein, Jennifer | 00:38:15.2 | 43 | F | 14th Female 40-44 |
| 157 | 587 | Kling, Stephanie Jo | 00:38:19.7 | 53 | F | 12th Female 50-54 |
| 158 | 690 | Yerges, Jen | 00:38:20.7 | 38 | F | 11th Female 35-39 |
| 159 | 670 | Staples, Amy | 00:38:21.5 | 48 | F | 6th Female 45-49 |
| 160 | 518 | Brenner, Sue | 00:38:23.1 | 61 | F | 2nd Female 60-64 |
| 161 | 609 | McKeague, Margaret | 00:38:24.4 | 8 | F | 11th Female 1-14 |
| 162 | 710 | Drawbaugh, Kelsey | 00:38:35.8 | 24 | F | 7th Female 20-24 |
| 163 | 544 | Drawbaugh, Brenda | 00:38:36.8 | 50 | F | 13th Female 50-54 |
| 164 | 642 | Reachard, Rachel | 00:38:36.9 | 33 | F | 7th Female 30-34 |
| 165 | 679 | Walker, Kevin | 00:38:38.4 | 55 | M | 8th Male 55-59 |
| 166 | 703 | Parker, Courtney | 00:38:42.6 | 31 | F | 8th Female 30-34 |
| 167 | 717 | Forry, Jacob | 00:38:44.6 | 11 | M | 11th Male 1-14 |
| 168 | 696 | Forry, Cynthia | 00:38:48.8 | 46 | F | 7th Female 45-49 |
| 169 | 625 | Miller, Gavin | 00:38:56.2 | 10 | M | 12th Male 1-14 |
| 170 | 622 | Miller, Josh | 00:38:56.8 | 41 | M | 6th Male 40-44 |
| 171 | 631 | Neely, Mink | 00:39:32.4 | 38 | F | 12th Female 35-39 |
| 172 | 643 | Reed, Sally | 00:39:43.3 | 36 | F | 13th Female 35-39 |
| 173 | 551 | Fitzgerald, Arielle | 00:39:43.9 | 15 | F | 2nd Female 15-19 |
| 174 | 654 | Roche, Jim | 00:40:03.7 | 54 | M | 5th Male 50-54 |
| 175 | 530 | Copp-Burger, Debra | 00:40:14.0 | 64 | F | 3rd Female 60-64 |
| 176 | 602 | Luckenbaugh, Michele | 00:40:17.8 | 68 | F | 1st Female 65-69 |
| 177 | 569 | Hayes, Colton | 00:40:28.2 | 17 | M | 5th Male 15-19 |
| 178 | 596 | Lazzelle, Marcy | 00:40:32.6 | 38 | F | 14th Female 35-39 |
| 179 | 588 | Konkle, Julie | 00:40:35.4 | 36 | F | 15th Female 35-39 |
| 180 | 650 | Rettew, Vickie | 00:40:46.7 | 57 | F | 5th Female 55-59 |



| Position | Bib # | Name | Overall Time | Age | Gender | Age Rank |
|----------|-------|---------------------|--------------|-----|--------|-------------------|
| 181 | 507 | Beauchamp, Ryan | 00:40:47.9 | 29 | M | 4th Male 25-29 |
| 182 | 648 | Rettew, Kristi | 00:41:13.0 | 29 | F | 10th Female 25-29 |
| 183 | 547 | Eline, Amber | 00:41:40.2 | 23 | F | 8th Female 20-24 |
| 184 | 632 | Neff, Stacy | 00:41:54.4 | 42 | F | 15th Female 40-44 |
| 185 | 504 | Albrecht, Jia Min | 00:41:56.2 | 9 | M | 13th Male 1-14 |
| 186 | 651 | Rettew, Steve | 00:41:57.0 | 59 | M | 9th Male 55-59 |
| 187 | 733 | Stump, Heather | 00:42:13.6 | 32 | F | 9th Female 30-34 |
| 188 | 585 | Klinedinst, Judy | 00:42:49.0 | 67 | F | 2nd Female 65-69 |
| 189 | 586 | Klinedinst, Michael | 00:42:49.9 | 66 | M | 6th Male 65-69 |
| 190 | 526 | Carroll, Jason | 00:43:22.3 | 33 | M | 8th Male 30-34 |
| 191 | 527 | Carroll, Shannon | 00:43:23.4 | 32 | F | 10th Female 30-34 |
| 192 | 503 | Albrecht, Nadiya | 00:43:50.5 | 6 | F | 12th Female 1-14 |
| 193 | 502 | Albrecht, Michelle | 00:43:50.8 | 39 | F | 16th Female 35-39 |
| 194 | 520 | Burdette, Lucas | 00:43:54.8 | 9 | M | 14th Male 1-14 |
| 195 | 676 | Swartz, Makenzie | 00:43:55.2 | 15 | F | 3rd Female 15-19 |
| 196 | 748 | Shaffner, Brittany | 00:44:03.6 | 27 | F | 11th Female 25-29 |
| 197 | 678 | Walker, Jamie | 00:44:20.8 | 55 | F | 6th Female 55-59 |
| 198 | 629 | Myers, Becky | 00:45:08.1 | 30 | F | 11th Female 30-34 |
| 199 | 574 | Hirtz, Jacey | 00:45:23.6 | 5 | F | 13th Female 1-14 |
| 200 | 577 | Hirtz, Molly | 00:45:24.2 | 35 | F | 17th Female 35-39 |
| 201 | 581 | Kelleher, Harry | 00:45:27.3 | 76 | M | 2nd Male 70+ |
| 202 | 708 | Speir, Marla | 00:45:35.3 | 49 | F | 8th Female 45-49 |
| 203 | 709 | Speir, Bruce | 00:45:35.5 | 48 | M | 16th Male 45-49 |
| 204 | 666 | Stambaugh, Eric | 00:45:53.2 | 44 | M | 7th Male 40-44 |
| 205 | 552 | Franklin, Melissa | 00:46:13.5 | 49 | F | 9th Female 45-49 |
| 206 | 578 | Horak, Annette | 00:46:13.5 | 53 | F | 14th Female 50-54 |
| 207 | 538 | Dowell, Avery | 00:46:30.6 | 12 | F | 14th Female 1-14 |
| 208 | 537 | Dowell, Andrea | 00:46:40.9 | 38 | F | 18th Female 35-39 |
| 209 | 517 | Boyd, Erin | 00:46:47.6 | 32 | F | 12th Female 30-34 |
| 210 | 519 | Burdette, Renee | 00:46:54.4 | 42 | F | 16th Female 40-44 |
| 211 | 664 | Smith, A. Kai | 00:47:11.2 | 11 | F | 15th Female 1-14 |
| 212 | 706 | Desenberg, Sandra | 00:47:14.4 | 56 | F | 7th Female 55-59 |
| 213 | 649 | Rettew, Taylor | 00:49:38.8 | 26 | M | 5th Male 25-29 |
| 214 | 612 | Meiler, Monika | 00:50:07.0 | 48 | F | 10th Female 45-49 |
| 215 | 665 | Smith, Naima | 00:50:57.7 | 10 | F | 16th Female 1-14 |
| 216 | 521 | Burdette, Joshua | 00:51:17.8 | 12 | M | 15th Male 1-14 |



| Position | Bib # | Name | Overall Time | Age | Gender | Age Rank |
|----------|-------|----------------------|--------------|-----|--------|-------------------|
| 217 | 658 | Seigle, Amanda | 00:52:29.5 | 29 | F | 12th Female 25-29 |
| 218 | 744 | Foster, Sarah | 00:52:51.6 | 16 | F | 4th Female 15-19 |
| 219 | 685 | Wolfe, Darby | 00:53:17.1 | 36 | F | 19th Female 35-39 |
| 220 | 740 | Rave, Jessica | 00:53:17.6 | 33 | F | 13th Female 30-34 |
| 221 | 661 | Shaw, Brenda | 00:56:37.0 | 64 | F | 4th Female 60-64 |
| 222 | 566 | Gruver, Abby | 00:56:51.7 | 27 | F | 13th Female 25-29 |
| 223 | 567 | Gruver, Jesse | 00:56:52.5 | 27 | M | 6th Male 25-29 |
| 224 | 743 | Foster, Beth | 00:58:46.0 | 46 | F | 11th Female 45-49 |
| 225 | 549 | Emig, Joanne | 00:58:56.1 | 64 | F | 5th Female 60-64 |
| 226 | 565 | Grove, Lynne | 01:03:24.4 | 56 | F | 8th Female 55-59 |
| 227 | 695 | Diller, Megan | 01:05:24.2 | 39 | F | 20th Female 35-39 |
| 228 | 712 | Masenheimer, Annette | 01:05:24.9 | 53 | F | 15th Female 50-54 |
| 229 | 546 | Eisenhart, Gail | 01:12:11.9 | 65 | F | 3rd Female 65-69 |

