

Position	Bib #	Name	Overall Time	Age	Gender
----------	-------	------	--------------	-----	--------

RUN TOP MALES OVERALL based on Gun Elapsed time

1	176	Schlosser, Evan	00:17:43.6	16	M
---	-----	-----------------	------------	----	---

RUN TOP FEMALES OVERALL based on Gun Elapsed time

1	241	Dill, Kathryn	00:24:13.8	26	F
---	-----	---------------	------------	----	---

RUN MALE 1-19 - based on Gun Elapsed time

1	232	White, Brandon	00:24:09.1	18	M
2	234	Sentz, Henry	00:24:35.2	11	M
3	170	Brunner, Jackson	00:24:54.2	13	M
4	157	Miller, Aidan	00:26:04.6	10	M
5	162	Renoll, Ryan	00:27:07.4	12	M
6	154	Miller, Wyatt	00:27:08.4	9	M
7	165	Tufano, Anthony	00:28:25.7	12	M
8	236	Hartman, Benjamin	00:33:58.3	13	M
9	168	Casagrande, Nicholas	00:33:58.3	12	M
10	174	Raucci, Mike	00:33:58.9	15	M
11	175	Tillman, Zachary	00:44:59.1	16	M
12	164	Felix, George	00:47:59.1	12	M

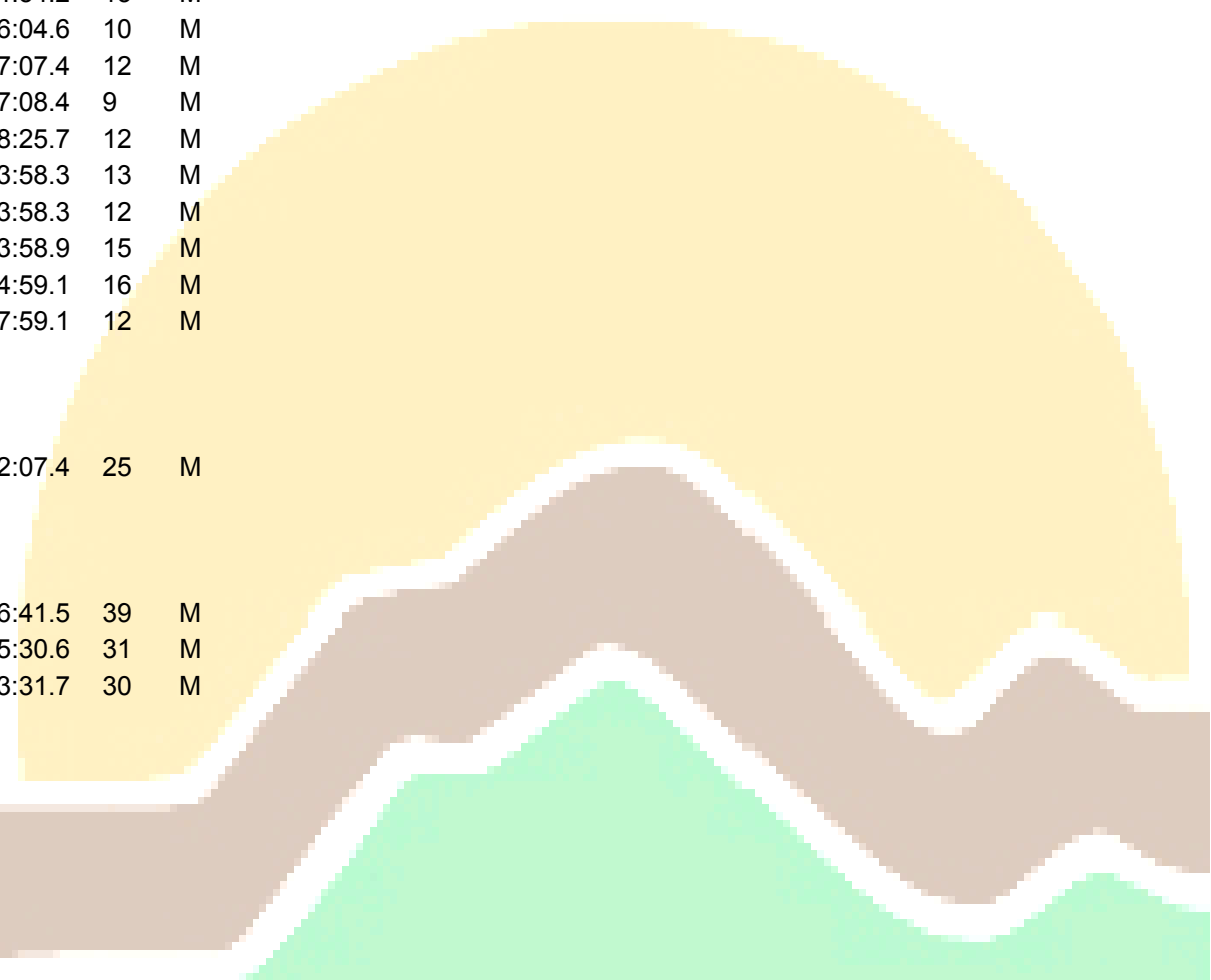
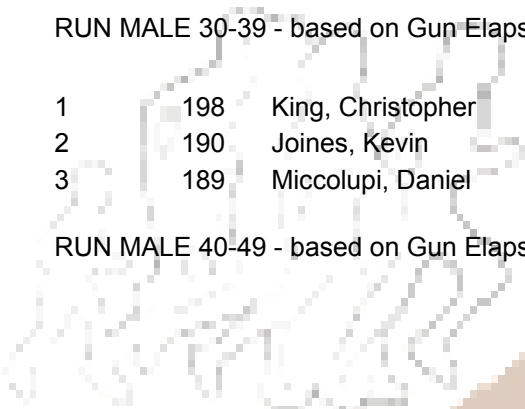
RUN MALE 20-29 - based on Gun Elapsed time

1	182	Brown, Nathan	00:32:07.4	25	M
---	-----	---------------	------------	----	---

RUN MALE 30-39 - based on Gun Elapsed time

1	198	King, Christopher	00:26:41.5	39	M
2	190	Joines, Kevin	00:35:30.6	31	M
3	189	Miccolupi, Daniel	00:43:31.7	30	M

RUN MALE 40-49 - based on Gun Elapsed time



Position	Bib #	Name	Overall Time	Age	Gender
1	216	Rauci, Bob	00:26:41.2	49	M
2	206	Renoll, Mark	00:27:17.5	44	M
3	211	Rodski, David	00:27:46.3	46	M
4	238	Adams, Andrew	00:28:24.0	43	M
5	205	Savoie, Scott	00:31:35.6	43	M
6	201	Otremba, Jason	00:32:55.8	40	M
7	235	Hartman, John	00:33:43.6	43	M
8	203	Otremba, Derek	00:34:27.5	42	M
9	200	Poff, David	00:34:30.3	40	M
10	204	Costa, Damian	00:38:21.3	42	M

RUN MALE 50-59 - based on Gun Elapsed time

1	223	Righter, Keith	00:32:12.1	57	M
2	220	Gromicko, Greg	00:32:47.2	52	M

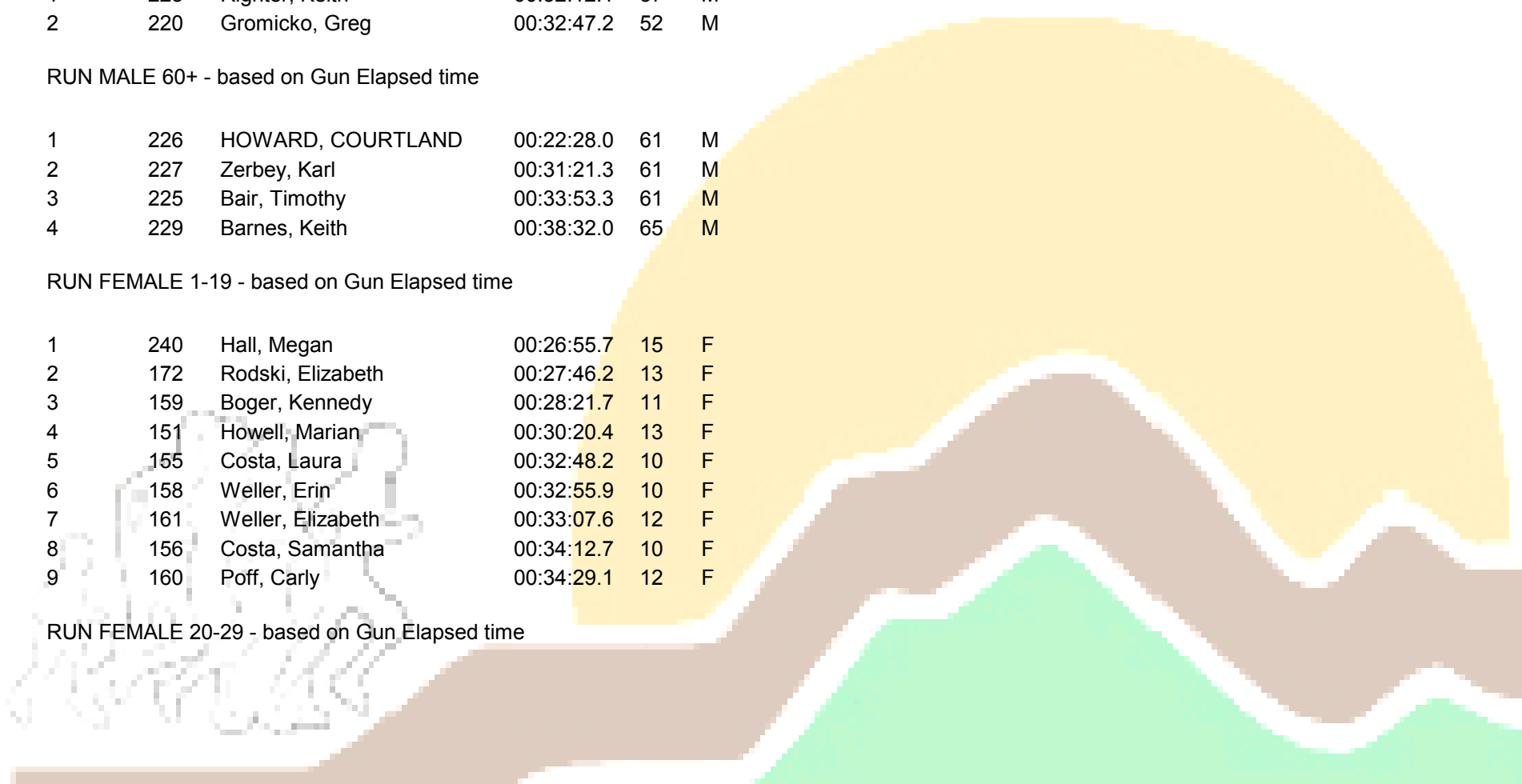
RUN MALE 60+ - based on Gun Elapsed time

1	226	HOWARD, COURTLAND	00:22:28.0	61	M
2	227	Zerbey, Karl	00:31:21.3	61	M
3	225	Bair, Timothy	00:33:53.3	61	M
4	229	Barnes, Keith	00:38:32.0	65	M

RUN FEMALE 1-19 - based on Gun Elapsed time

1	240	Hall, Megan	00:26:55.7	15	F
2	172	Rodski, Elizabeth	00:27:46.2	13	F
3	159	Boger, Kennedy	00:28:21.7	11	F
4	151	Howell, Marian	00:30:20.4	13	F
5	155	Costa, Laura	00:32:48.2	10	F
6	158	Weller, Erin	00:32:55.9	10	F
7	161	Weller, Elizabeth	00:33:07.6	12	F
8	156	Costa, Samantha	00:34:12.7	10	F
9	160	Poff, Carly	00:34:29.1	12	F

RUN FEMALE 20-29 - based on Gun Elapsed time



Position	Bib #	Name	Overall Time	Age	Gender
----------	-------	------	--------------	-----	--------

1	183	Bair, Christina	00:28:30.3	25	F
2	184	Doyle, Katie	00:29:48.2	25	F
3	179	Raucci, Mary	00:30:09.8	20	F
4	181	Howell, Rebecca	00:31:49.4	24	F
5	185	Brown, Emily	00:38:34.0	25	F
6	187	Miccolupi, Lydia	00:43:30.3	29	F

RUN FEMALE 30-39 - based on Gun Elapsed time

1	199	Miller, Erin	00:26:51.7	39	F
2	188	Joines, Sara	00:29:56.5	30	F
3	196	Clark, Jill	00:31:17.3	37	F
4	191	Ellinger, Alisha	00:35:12.4	31	F
5	193	Laczkoskie, Christa	00:36:36.6	31	F
6	197	Jordan, Dominique	00:37:23.6	38	F
7	239	Schilte, Kate	00:40:11.7	37	F
8	192	Zech, Priscilla	00:46:59.1	31	F

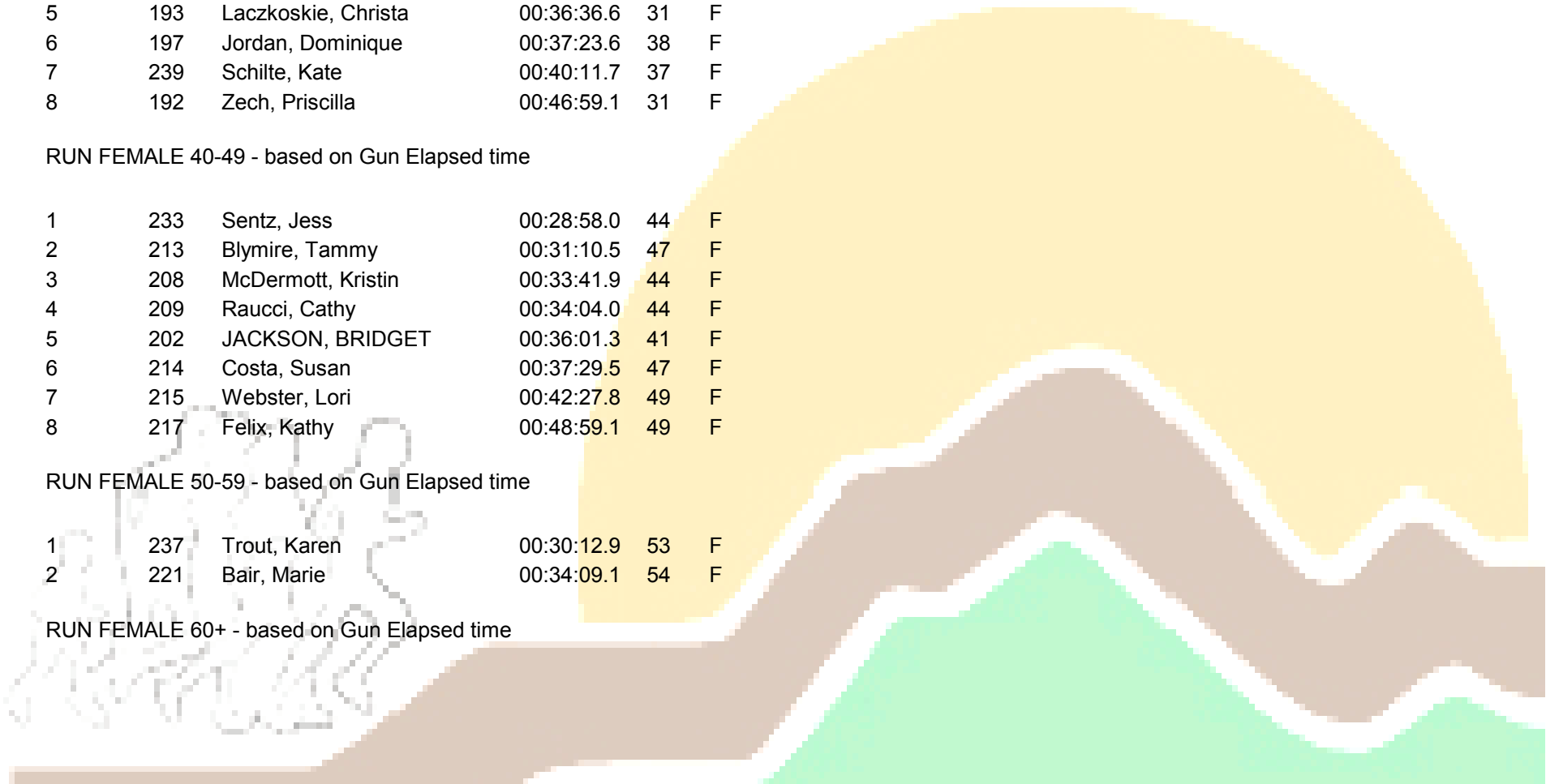
RUN FEMALE 40-49 - based on Gun Elapsed time

1	233	Sentz, Jess	00:28:58.0	44	F
2	213	Blymire, Tammy	00:31:10.5	47	F
3	208	McDermott, Kristin	00:33:41.9	44	F
4	209	Raucci, Cathy	00:34:04.0	44	F
5	202	JACKSON, BRIDGET	00:36:01.3	41	F
6	214	Costa, Susan	00:37:29.5	47	F
7	215	Webster, Lori	00:42:27.8	49	F
8	217	Felix, Kathy	00:48:59.1	49	F

RUN FEMALE 50-59 - based on Gun Elapsed time

1	237	Trout, Karen	00:30:12.9	53	F
2	221	Bair, Marie	00:34:09.1	54	F

RUN FEMALE 60+ - based on Gun Elapsed time



Position	Bib #	Name
----------	-------	------

Overall Time	Age	Gender
--------------	-----	--------

