

## Overall by Division Age Group Report

Position	Bib #	Name	Gun Start	Finish	Gun Elapsed	Age	Gender	Division
----------	-------	------	-----------	--------	-------------	-----	--------	----------

### 5K TOP MALES OVERALL based on Gun Elapsed time

1	344	Swartley, Fred	08:30:40.0	08:49:22.3	00:18:42.3	29	M	5k
2	273	Kosicki, Mark	08:30:40.0	08:50:33.4	00:19:53.4	31	M	5k
3	315	Stover, Kohen	08:30:40.0	08:50:43.2	00:20:03.2	14	M	5k

### 5K TOP FEMALES OVERALL based on Gun Elapsed time

1	343	Butler, Cathy	08:30:40.0	08:51:25.7	00:20:45.7	45	F	5k
2	342	Guerrini, Kristen	08:30:40.0	08:51:44.9	00:21:04.9	40	F	5k
3	360	Bullock, Sheri	08:30:40.0	08:52:23.0	00:21:43.0	37	F	5k

### 5K TOP MALE MASTERS based on Gun Elapsed time

1	286	Natale, Michael	08:30:40.0	08:51:18.0	00:20:38.0	51	M	5k
---	-----	-----------------	------------	------------	------------	----	---	----

### 5K TOP FEMALE MASTERS based on Gun Elapsed time


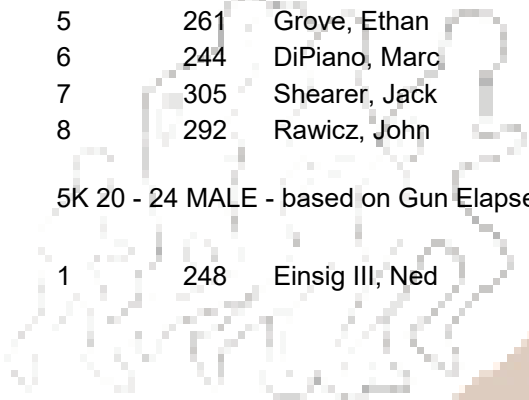
1	314	Stover, Kellie	08:30:40.0	08:53:03.8	00:22:23.8	47	F	5k
---	-----	----------------	------------	------------	------------	----	---	----

### 5K 14 AND UNDER MALE - based on Gun Elapsed time

1	296	Richey, Pierce	08:30:40.0	08:52:25.1	00:21:45.1	13	M	5k
2	333	Koncsol, Keegan	08:30:40.0	08:53:17.6	00:22:37.6	11	M	5k
3	340	Gibney, Dan	08:30:40.0	08:54:18.2	00:23:38.2	12	M	5k
4	290	Rawicz, Jermey	08:30:40.0	08:55:50.9	00:25:10.9	14	M	5k
5	261	Grove, Ethan	08:30:40.0	08:57:42.8	00:27:02.8	11	M	5k
6	244	DiPiano, Marc	08:30:40.0	09:02:02.2	00:31:22.2	12	M	5k
7	305	Shearer, Jack	08:30:40.0	09:02:14.7	00:31:34.7	14	M	5k
8	292	Rawicz, John	08:30:40.0	09:08:22.8	00:37:42.8	11	M	5k

### 5K 20 - 24 MALE - based on Gun Elapsed time

1	248	Einsig III, Ned	08:30:40.0	08:51:37.3	00:20:57.3	22	M	5k
---	-----	-----------------	------------	------------	------------	----	---	----



## Overall by Division Age Group Report

Position	Bib #	Name	Gun Start	Finish	Gun Elapsed	Age	Gender	Division
----------	-------	------	-----------	--------	-------------	-----	--------	----------

2	262	Hanna, Brandon	08:30:40.0	09:00:56.5	00:30:16.5	24	M	5k
3	277	Lehigh, Brady	08:30:40.0	09:11:02.6	00:40:22.6	23	M	5k

### 5K 25 - 29 MALE - based on Gun Elapsed time

1	334	Anderson, Jeff	08:30:40.0	08:51:54.9	00:21:14.9	28	M	5k
---	-----	----------------	------------	------------	------------	----	---	----

### 5K 30 - 34 MALE - based on Gun Elapsed time

1	361	Huckenberry, Charles	08:30:40.0	08:52:27.7	00:21:47.7	33	M	5k
2	259	Group, Bryan	08:30:40.0	08:56:26.0	00:25:46.0	31	M	5k
3	232	Amodei Jr, Martin	08:30:40.0	08:58:21.6	00:27:41.6	30	M	5k

### 5K 40 - 44 MALE - based on Gun Elapsed time


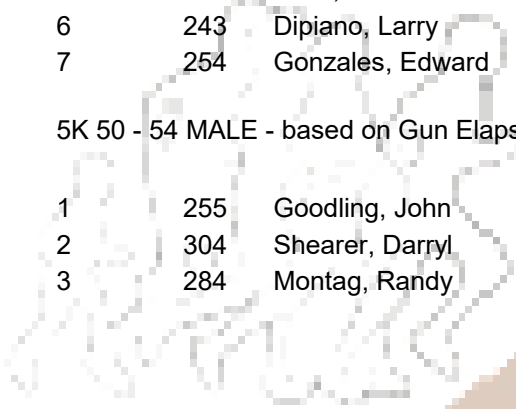
1	341	Gibney, Todd	08:30:40.0	08:53:32.4	00:22:52.4	42	M	5k
2	352	Sipe, James	08:30:40.0	08:56:47.8	00:26:07.8	42	M	5k
3	358	Lighty, Travis	08:30:40.0	08:57:00.8	00:26:20.8	43	M	5k
4	312	Stollar, Jayson	08:30:40.0	09:02:08.7	00:31:28.7	43	M	5k

### 5K 45 - 49 MALE - based on Gun Elapsed time

1	276	Leech, Steve	08:30:40.0	08:51:47.3	00:21:07.3	48	M	5k
2	251	Fogle, David	08:30:40.0	08:53:08.8	00:22:28.8	45	M	5k
3	338	Dutton, David	08:30:40.0	08:53:54.4	00:23:14.4	47	M	5k
4	355	Trimnell, Ron	08:30:40.0	08:54:58.4	00:24:18.4	48	M	5k
5	258	Groft, Tim	08:30:40.0	08:56:07.3	00:25:27.3	49	M	5k
6	243	Dipiano, Larry	08:30:40.0	09:03:26.1	00:32:46.1	45	M	5k
7	254	Gonzales, Edward	08:30:40.0	09:03:45.2	00:33:05.2	46	M	5k

### 5K 50 - 54 MALE - based on Gun Elapsed time

1	255	Goodling, John	08:30:40.0	08:51:28.6	00:20:48.6	54	M	5k
2	304	Shearer, Darryl	08:30:40.0	08:52:51.8	00:22:11.8	52	M	5k
3	284	Montag, Randy	08:30:40.0	08:56:38.2	00:25:58.2	54	M	5k



## Overall by Division Age Group Report

Position	Bib #	Name	Gun Start	Finish	Gun Elapsed	Age	Gender	Division
4	337	Pardoe, David	08:30:40.0	08:58:35.7	00:27:55.7	50	M	5k
5	293	Rawicz, Michael	08:30:40.0	08:58:48.8	00:28:08.8	51	M	5k
6	266	Hinkle, Bob	08:30:40.0	09:06:26.3	00:35:46.3	51	M	5k
7	309	Shunk, Rob	08:30:40.0	09:06:35.1	00:35:55.1	50	M	5k

### 5K 55 - 59 MALE - based on Gun Elapsed time

1	298	Rizzardo, Dave	08:30:40.0	08:51:58.5	00:21:18.5	56	M	5k
2	329	Engle, Cliff	08:30:40.0	08:55:00.1	00:24:20.1	56	M	5k
3	339	Anderson, Dan	08:30:40.0	08:56:00.7	00:25:20.7	58	M	5k
4	287	Orndorff, Gary	08:30:40.0	09:02:29.9	00:31:49.9	58	M	5k


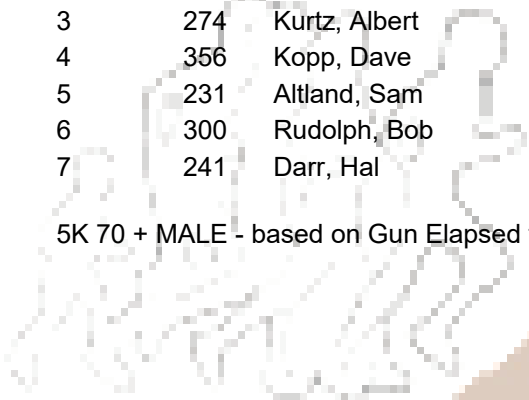
### 5K 60 - 64 MALE - based on Gun Elapsed time

1	283	Mladenoff, Randy	08:30:40.0	08:54:30.3	00:23:50.3	62	M	5k
2	234	Ball, Michael	08:30:40.0	08:55:30.1	00:24:50.1	63	M	5k
3	272	Kercher, Patrick	08:30:40.0	08:57:18.4	00:26:38.4	60	M	5k
4	351	Dennish, David	08:30:40.0	08:58:17.7	00:27:37.7	63	M	5k
5	336	Zerbey, Karl	08:30:40.0	08:58:55.4	00:28:15.4	62	M	5k
6	317	Summers, Jeff	08:30:40.0	09:01:25.2	00:30:45.2	61	M	5k
7	288	Peters, Darrel	08:30:40.0	09:02:28.0	00:31:48.0	62	M	5k
8	306	Showers, Richard	08:30:40.0	09:03:11.5	00:32:31.5	61	M	5k

### 5K 65 - 69 MALE - based on Gun Elapsed time

1	319	Myer, Armand	08:30:40.0	08:54:16.6	00:23:36.6	68	M	5k
2	295	Reinhardt, Richard	08:30:40.0	08:54:34.4	00:23:54.4	66	M	5k
3	274	Kurtz, Albert	08:30:40.0	08:55:43.2	00:25:03.2	68	M	5k
4	356	Kopp, Dave	08:30:40.0	08:55:44.5	00:25:04.5	66	M	5k
5	231	Altland, Sam	08:30:40.0	08:58:22.5	00:27:42.5	67	M	5k
6	300	Rudolph, Bob	08:30:40.0	09:01:53.9	00:31:13.9	66	M	5k
7	241	Darr, Hal	08:30:40.0	09:02:00.1	00:31:20.1	68	M	5k

### 5K 70 + MALE - based on Gun Elapsed time



## Overall by Division Age Group Report

Position	Bib #	Name	Gun Start	Finish	Gun Elapsed	Age	Gender	Division
1	242	Derk, Terry	08:30:40.0	08:59:53.5	00:29:13.5	74	M	5k
2	331	Bushey, Milton	08:30:40.0	09:00:29.0	00:29:49.0	74	M	5k
3	282	Minnich, Lance	08:30:40.0	09:21:11.0	00:50:31.0	78	M	5k

### 5K 14 AND UNDER FEMALE - based on Gun Elapsed time

1	253	Goebeler, Ashley	08:30:40.0	08:54:36.7	00:23:56.7	14	F	5k
2	235	Bell, Riley	08:30:40.0	08:54:52.2	00:24:12.2	11	F	5k
3	353	Sipe, Kathryn	08:30:40.0	08:56:46.6	00:26:06.6	9	F	5k
4	260	Grove, Katie	08:30:40.0	08:58:24.3	00:27:44.3	12	F	5k
5	357	Lighty, Livia	08:30:40.0	08:59:50.7	00:29:10.7	9	F	5k
6	322	Rupp, Matie	08:30:40.0	09:00:47.9	00:30:07.9	13	F	5k
7	313	Stover, Kadia	08:30:40.0	09:02:17.4	00:31:37.4	11	F	5k
8	323	Rupp, MJ	08:30:40.0	09:02:32.2	00:31:52.2	11	F	5k
9	245	DiPiano, Hailey	08:30:40.0	09:02:44.4	00:32:04.4	10	F	5k
10	354	Gonzales, Jennifer	08:30:40.0	09:03:53.0	00:33:13.0	13	F	5k

### 5K 15 - 19 FEMALE - based on Gun Elapsed time

### 5K 20 - 24 FEMALE - based on Gun Elapsed time

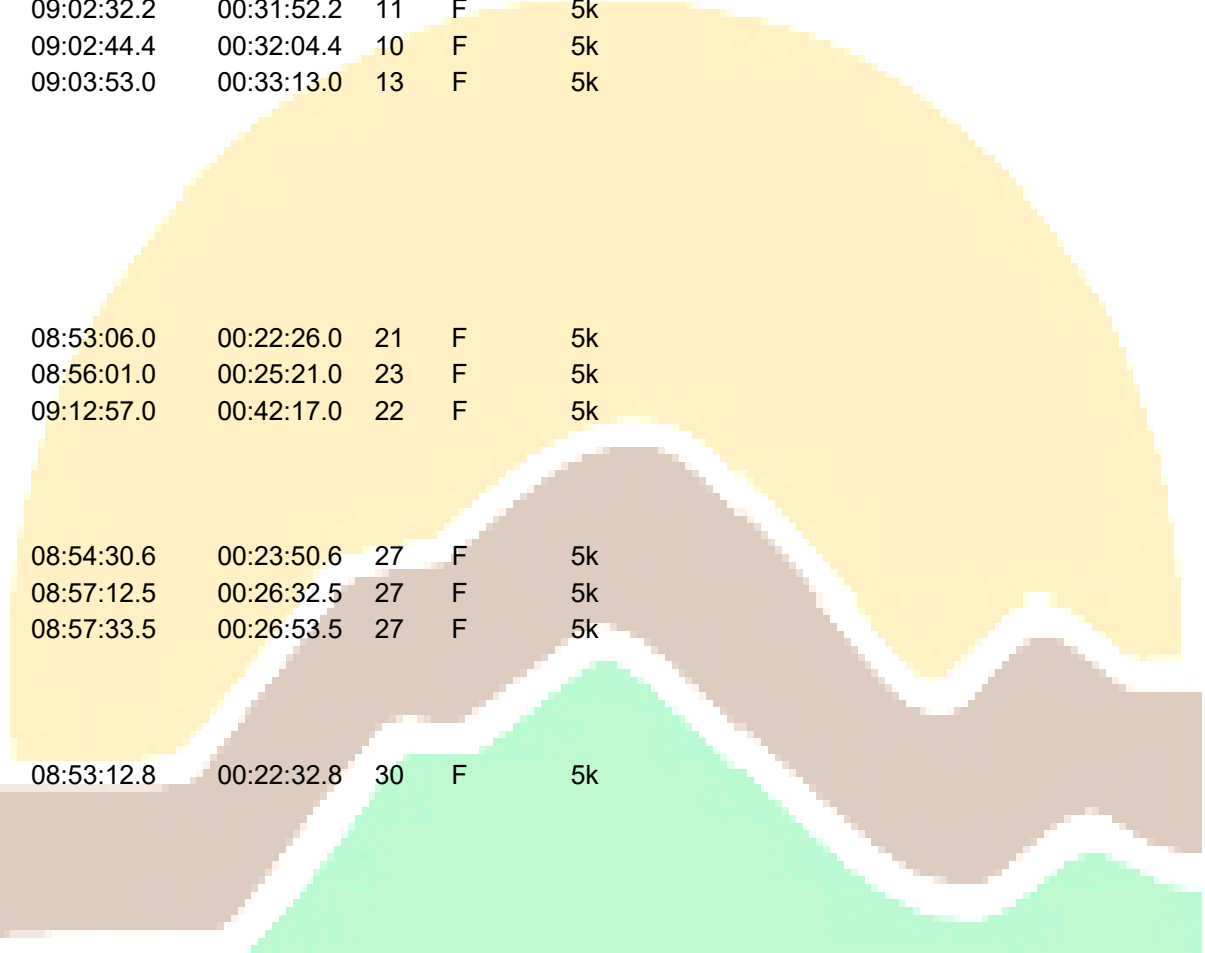
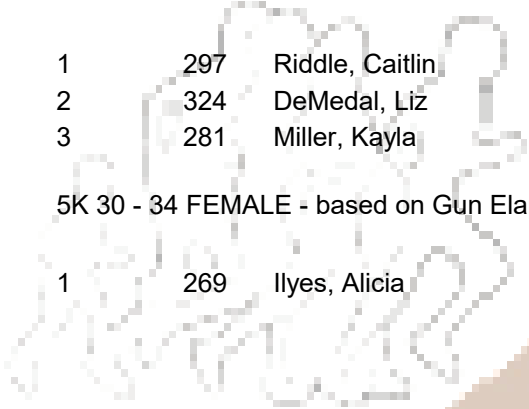
1	350	Mauro, Taylour	08:30:40.0	08:53:06.0	00:22:26.0	21	F	5k
2	325	Hayward, Alexa	08:30:40.0	08:56:01.0	00:25:21.0	23	F	5k
3	267	Hinkle, Natalie	08:30:40.0	09:12:57.0	00:42:17.0	22	F	5k

### 5K 25 - 29 FEMALE - based on Gun Elapsed time

1	297	Riddle, Caitlin	08:30:40.0	08:54:30.6	00:23:50.6	27	F	5k
2	324	DeMedal, Liz	08:30:40.0	08:57:12.5	00:26:32.5	27	F	5k
3	281	Miller, Kayla	08:30:40.0	08:57:33.5	00:26:53.5	27	F	5k

### 5K 30 - 34 FEMALE - based on Gun Elapsed time

1	269	Ilyes, Alicia	08:30:40.0	08:53:12.8	00:22:32.8	30	F	5k
---	-----	---------------	------------	------------	------------	----	---	----



## Overall by Division Age Group Report

Position	Bib #	Name	Gun Start	Finish	Gun Elapsed	Age	Gender	Division
2	264	Heim, Kim	08:30:40.0	08:53:34.4	00:22:54.4	30	F	5k
3	246	Ducharme, Deborah	08:30:40.0	08:54:47.9	00:24:07.9	30	F	5k
4	359	Knaub, Carrie	08:30:40.0	09:02:40.3	00:32:00.3	31	F	5k
5	271	Johnson, Emily	08:30:40.0	09:11:02.1	00:40:22.1	32	F	5k

### 5K 35 - 39 FEMALE - based on Gun Elapsed time

1	327	Roe, Heather	08:30:40.0	08:54:31.9	00:23:51.9	37	F	5k
2	238	Binter, Stephanie	08:30:40.0	08:56:41.4	00:26:01.4	39	F	5k
3	270	Johnson, Denise	08:30:40.0	09:02:32.8	00:31:52.8	39	F	5k
4	239	Carl, Emilie	08:30:40.0	09:03:13.7	00:32:33.7	39	F	5k
5	346	Wamphe, Donna	08:30:40.0	09:14:07.3	00:43:27.3	39	F	5k

### 5K 40 - 44 FEMALE - based on Gun Elapsed time

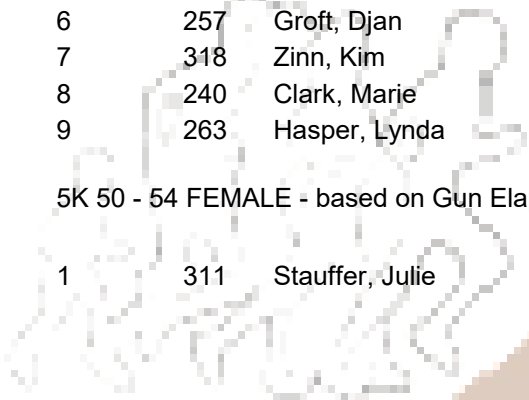
1	332	Dodson, Megan	08:30:40.0	08:53:11.8	00:22:31.8	40	F	5k
2	302	Schrivier, Alison	08:30:40.0	09:04:01.3	00:33:21.3	41	F	5k
3	321	Rupp, Lisa	08:30:40.0	09:08:54.3	00:38:14.3	41	F	5k
4	303	Sebright, Melissa	08:30:40.0	09:09:22.8	00:38:42.8	44	F	5k

### 5K 45 - 49 FEMALE - based on Gun Elapsed time

1	299	Rossi, Nancy	08:30:40.0	08:53:25.0	00:22:45.0	45	F	5k
2	291	Rawicz, Marta	08:30:40.0	08:59:43.3	00:29:03.3	45	F	5k
3	328	Delle, Suzanna	08:30:40.0	09:00:19.7	00:29:39.7	46	F	5k
4	335	Koncsol, Kim	08:30:40.0	09:01:30.3	00:30:50.3	46	F	5k
5	280	Miller, Jennifer	08:30:40.0	09:02:34.1	00:31:54.1	46	F	5k
6	257	Groft, Djan	08:30:40.0	09:06:12.4	00:35:32.4	48	F	5k
7	318	Zinn, Kim	08:30:40.0	09:06:27.1	00:35:47.1	45	F	5k
8	240	Clark, Marie	08:30:40.0	09:20:02.9	00:49:22.9	46	F	5k
9	263	Hasper, Lynda	08:30:40.0	09:20:06.8	00:49:26.8	49	F	5k

### 5K 50 - 54 FEMALE - based on Gun Elapsed time

1	311	Stauffer, Julie	08:30:40.0	08:55:10.9	00:24:30.9	50	F	5k
---	-----	-----------------	------------	------------	------------	----	---	----



## Overall by Division Age Group Report

Position	Bib #	Name	Gun Start	Finish	Gun Elapsed	Age	Gender	Division
2	278	Lloyd, Lauren	08:30:40.0	08:55:43.7	00:25:03.7	53	F	5k
3	301	Ruppert, Karen	08:30:40.0	08:56:23.7	00:25:43.7	54	F	5k
4	247	Dvoryak, Lisa	08:30:40.0	09:00:04.5	00:29:24.5	54	F	5k
5	330	Martin, Linda	08:30:40.0	09:01:56.8	00:31:16.8	53	F	5k
6	347	Siebert, Patricia	08:30:40.0	09:03:00.9	00:32:20.9	52	F	5k
7	308	Shunk, Nancy	08:30:40.0	09:05:01.7	00:34:21.7	51	F	5k
8	265	Hinkle, Tina	08:30:40.0	09:06:42.4	00:36:02.4	50	F	5k
9	236	Bennett, Shelle	08:30:40.0	09:08:15.3	00:37:35.3	50	F	5k

### 5K 55 - 59 FEMALE - based on Gun Elapsed time

1	345	Medal, Nina	08:30:40.0	09:00:29.6	00:29:49.6	55	F	5k
2	237	Bennett, Robin	08:30:40.0	09:08:15.9	00:37:35.9	59	F	5k
3	252	Glosenger, Cyndy	08:30:40.0	09:09:53.4	00:39:13.4	59	F	5k

### 5K 60 - 64 FEMALE - based on Gun Elapsed time

1	285	Moore, Margaret	08:30:40.0	08:56:34.4	00:25:54.4	64	F	5k
2	256	Goodling, Pamela	08:30:40.0	08:58:30.3	00:27:50.3	62	F	5k
3	348	horn, Carla	08:30:40.0	09:01:42.7	00:31:02.7	63	F	5k
4	307	Showers, Dianne	08:30:40.0	09:10:32.5	00:39:52.5	60	F	5k
5	320	Ketterman, Bonnie	08:30:40.0	09:11:32.5	00:40:52.5	60	F	5k
6	349	Glidea, Mary	08:30:40.0	09:12:49.4	00:42:09.4	61	F	5k

### 5K 65 - 69 FEMALE - based on Gun Elapsed time

1	289	Pfeffer, Buteena	08:30:40.0	08:56:27.9	00:25:47.9	68	F	5k
2	279	Luckenbaugh, Michele	08:30:40.0	09:08:45.1	00:38:05.1	68	F	5k
3	249	Emig, Joanne	08:30:40.0	09:29:29.9	00:58:49.9	65	F	5k

### 5K 70 + FEMALE - based on Gun Elapsed time

1	233	Anttonen, Judy	08:30:40.0	09:09:02.2	00:38:22.2	75	F	5k
---	-----	----------------	------------	------------	------------	----	---	----

### 10K TOP MALES OVERALL based on Gun Elapsed time



## Overall by Division Age Group Report

Position	Bib #	Name	Gun Start	Finish	Gun Elapsed	Age	Gender	Division
----------	-------	------	-----------	--------	-------------	-----	--------	----------

1	142	Mountain, Dylan	08:30:40.0	09:02:50.1	00:32:10.1	22	M	10k
2	141	Lake, Shawn	08:30:40.0	09:03:42.9	00:33:02.9	25	M	10k
3	134	Herring, Matt	08:30:40.0	09:03:49.0	00:33:09.0	26	M	10k

### 10K TOP FEMALES OVERALL based on Gun Elapsed time

1	132	Seymour, Carly	08:30:40.0	09:04:12.1	00:33:32.1	26	F	10k
2	150	O'Regan, Katie	08:30:40.0	09:08:30.0	00:37:50.0	31	F	10k
3	138	Hodge, Brenda	08:30:40.0	09:11:28.9	00:40:48.9	45	F	10k

### 10K TOP MALE MASTERS based on Gun Elapsed time

1	148	Cauler, Greg	08:30:40.0	09:09:47.4	00:39:07.4	56	M	10k
---	-----	--------------	------------	------------	------------	----	---	-----

### 10K TOP FEMALE MASTERS based on Gun Elapsed time

1	146	Navarro, Tanya	08:30:40.0	09:16:42.9	00:46:02.9	46	F	10k
---	-----	----------------	------------	------------	------------	----	---	-----

### 10K 14 AND UNDER MALE - based on Gun Elapsed time

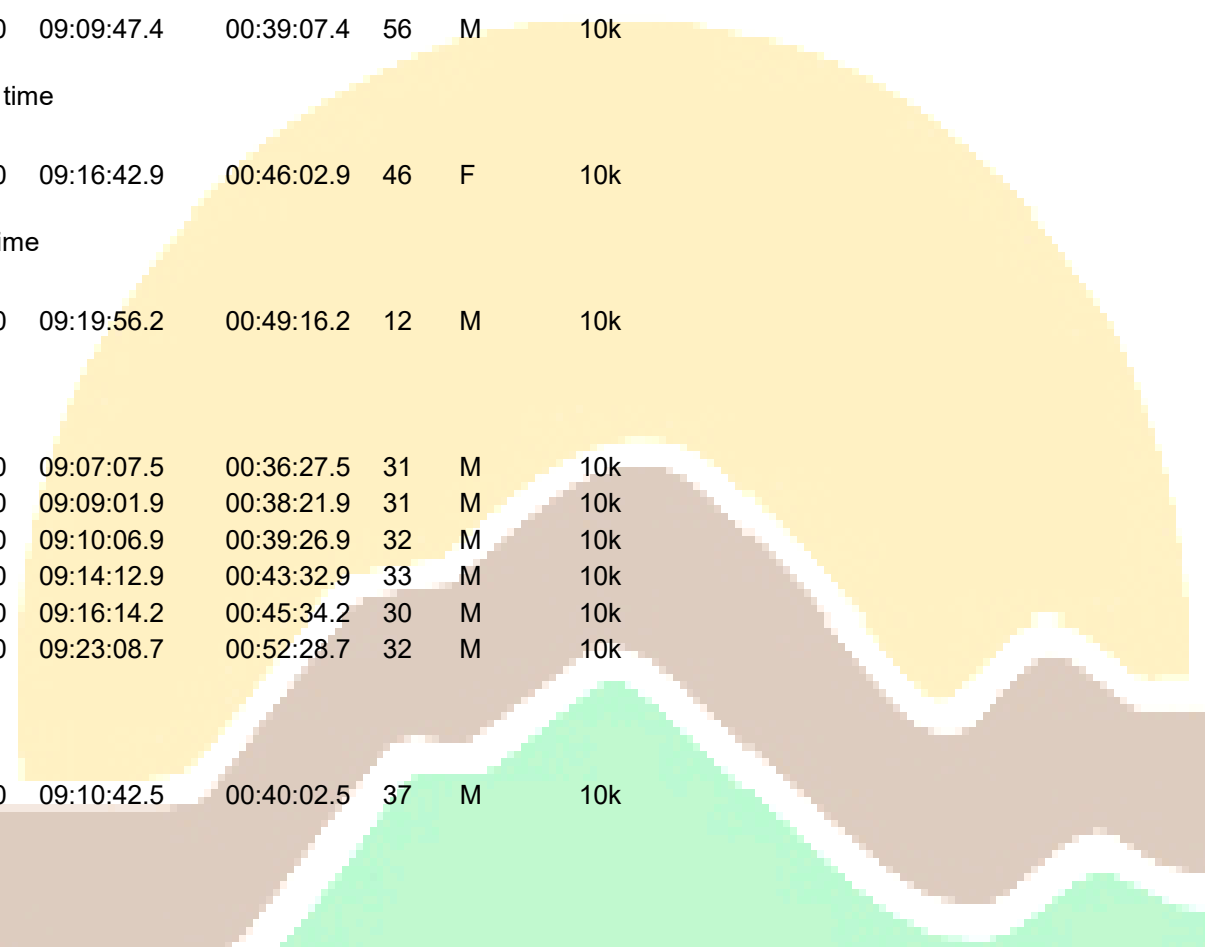

1	137	Hodge, Ethan	08:30:40.0	09:19:56.2	00:49:16.2	12	M	10k
---	-----	--------------	------------	------------	------------	----	---	-----

### 10K 30 - 34 MALE - based on Gun Elapsed time

1	145	Pearson, Alex	08:30:40.0	09:07:07.5	00:36:27.5	31	M	10k
2	147	Diamond, Eric	08:30:40.0	09:09:01.9	00:38:21.9	31	M	10k
3	106	Immel, Justin	08:30:40.0	09:10:06.9	00:39:26.9	32	M	10k
4	149	Mummert, Chris	08:30:40.0	09:14:12.9	00:43:32.9	33	M	10k
5	155	Womelsdorf, Michael	08:30:40.0	09:16:14.2	00:45:34.2	30	M	10k
6	93	Disalvo, John	08:30:40.0	09:23:08.7	00:52:28.7	32	M	10k

### 10K 35 - 39 MALE - based on Gun Elapsed time

1	102	Hartman, Andrew	08:30:40.0	09:10:42.5	00:40:02.5	37	M	10k
---	-----	-----------------	------------	------------	------------	----	---	-----



## Overall by Division Age Group Report

Position	Bib #	Name	Gun Start	Finish	Gun Elapsed	Age	Gender	Division
----------	-------	------	-----------	--------	-------------	-----	--------	----------

2	129	Werner, Chad	08:30:40.0	09:31:54.9	01:01:14.9	35	M	10k
---	-----	--------------	------------	------------	------------	----	---	-----

10K 40 - 44 MALE - based on Gun Elapsed time

1	101	Guo, Larry	08:30:40.0	09:29:03.4	00:58:23.4	42	M	10k
---	-----	------------	------------	------------	------------	----	---	-----

10K 45 - 49 MALE - based on Gun Elapsed time

1	89	Coffman, Adam	08:30:40.0	09:11:42.0	00:41:02.0	45	M	10k
---	----	---------------	------------	------------	------------	----	---	-----

2	110	Miller, Leo	08:30:40.0	09:13:03.1	00:42:23.1	47	M	10k
---	-----	-------------	------------	------------	------------	----	---	-----

3	108	Inman, Kelly	08:30:40.0	09:22:34.1	00:51:54.1	47	M	10k
---	-----	--------------	------------	------------	------------	----	---	-----

4	119	Reed, Christopher	08:30:40.0	09:28:17.6	00:57:37.6	47	M	10k
---	-----	-------------------	------------	------------	------------	----	---	-----

10K 50 - 54 MALE - based on Gun Elapsed time

1	87	Bennett, Michael	08:30:40.0	09:27:59.1	00:57:19.1	51	M	10k
---	----	------------------	------------	------------	------------	----	---	-----

10K 55 - 59 MALE - based on Gun Elapsed time

1	98	Glosenger, Bruce	08:30:40.0	09:16:28.5	00:45:48.5	58	M	10k
---	----	------------------	------------	------------	------------	----	---	-----

2	152	Stahr, Bill	08:30:40.0	09:18:20.0	00:47:40.0	55	M	10k
---	-----	-------------	------------	------------	------------	----	---	-----

3	140	Seitz, Paul	08:30:40.0	09:22:20.9	00:51:40.9	55	M	10k
---	-----	-------------	------------	------------	------------	----	---	-----

4	154	Lebo, Dave	08:30:40.0	09:23:39.5	00:52:59.5	58	M	10k
---	-----	------------	------------	------------	------------	----	---	-----

5	109	Meurer, Hans	08:30:40.0	09:26:44.7	00:56:04.7	57	M	10k
---	-----	--------------	------------	------------	------------	----	---	-----

6	91	Disalvo, John	08:30:40.0	09:29:27.2	00:58:47.2	58	M	10k
---	----	---------------	------------	------------	------------	----	---	-----

7	144	Weaver, David	08:30:40.0	09:41:22.4	01:10:42.4	59	M	10k
---	-----	---------------	------------	------------	------------	----	---	-----

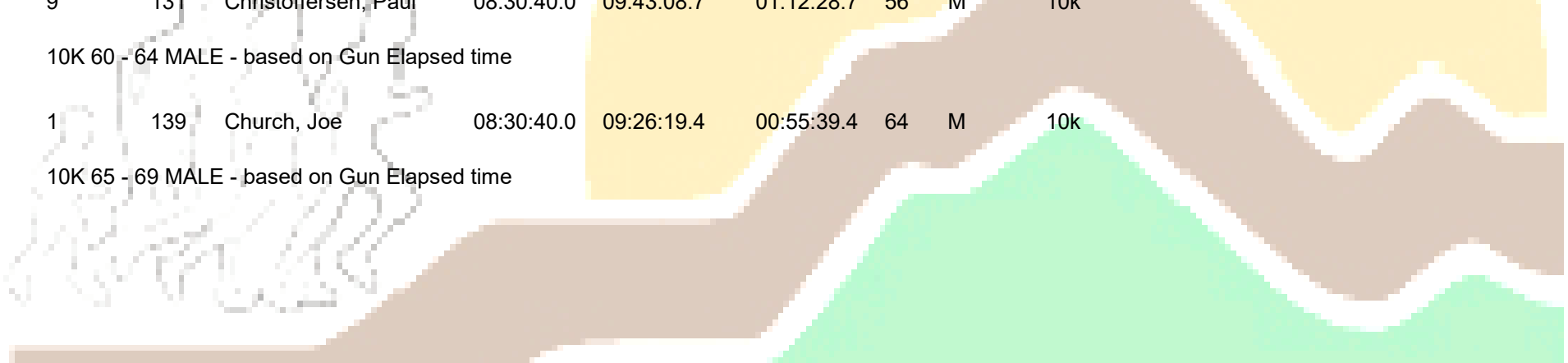
8	136	Beaverson, Mark	08:30:40.0	09:41:22.4	01:10:42.4	55	M	10k
---	-----	-----------------	------------	------------	------------	----	---	-----

9	131	Christoffersen, Paul	08:30:40.0	09:43:08.7	01:12:28.7	56	M	10k
---	-----	----------------------	------------	------------	------------	----	---	-----

10K 60 - 64 MALE - based on Gun Elapsed time

1	139	Church, Joe	08:30:40.0	09:26:19.4	00:55:39.4	64	M	10k
---	-----	-------------	------------	------------	------------	----	---	-----

10K 65 - 69 MALE - based on Gun Elapsed time





## Overall by Division Age Group Report

Position	Bib #	Name	Gun Start	Finish	Gun Elapsed	Age	Gender	Division
----------	-------	------	-----------	--------	-------------	-----	--------	----------

1	130	Bell, Les	08:30:40.0	09:23:25.2	00:52:45.2	69	M	10k
2	115	Neff, Sam	08:30:40.0	09:26:27.7	00:55:47.7	66	M	10k

### 10K 70 + MALE - based on Gun Elapsed time

1	95	Drasher, Norm	08:30:40.0	09:26:27.3	00:55:47.3	73	M	10k
---	----	---------------	------------	------------	------------	----	---	-----

### 10K 20 - 24 FEMALE - based on Gun Elapsed time

1	103	Herman, Sami	08:30:40.0	09:36:10.9	01:05:30.9	24	F	10k
---	-----	--------------	------------	------------	------------	----	---	-----

### 10K 25 - 29 FEMALE - based on Gun Elapsed time

1	120	Rose, Kelly	08:30:40.0	09:16:49.9	00:46:09.9	28	F	10k
2	123	Smith, Jessica	08:30:40.0	09:22:05.9	00:51:25.9	27	F	10k
3	94	Disalvo, Kaitlyn	08:30:40.0	09:35:24.2	01:04:44.2	28	F	10k
4	117	Pinos, Sully	08:30:40.0	09:38:21.8	01:07:41.8	26	F	10k

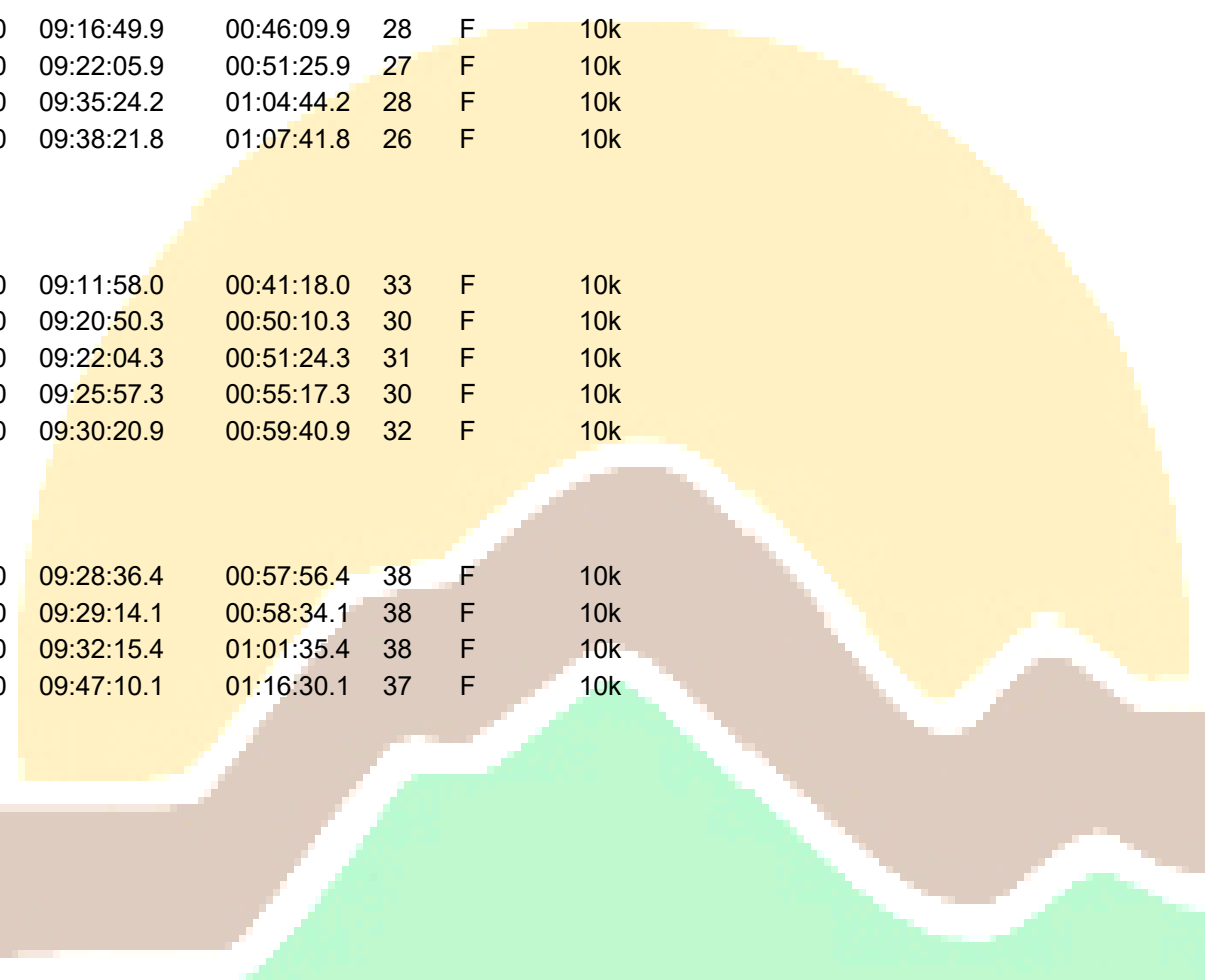
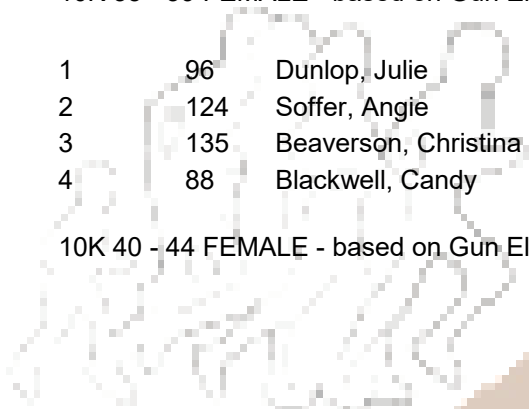
### 10K 30 - 34 FEMALE - based on Gun Elapsed time

1	143	Krebs, Christine	08:30:40.0	09:11:58.0	00:41:18.0	33	F	10k
2	111	Moody, Arynne	08:30:40.0	09:20:50.3	00:50:10.3	30	F	10k
3	122	Smith, Kasey	08:30:40.0	09:22:04.3	00:51:24.3	31	F	10k
4	92	Disalvo, Kristie	08:30:40.0	09:25:57.3	00:55:17.3	30	F	10k
5	128	Stum, Michele	08:30:40.0	09:30:20.9	00:59:40.9	32	F	10k

### 10K 35 - 39 FEMALE - based on Gun Elapsed time

1	96	Dunlop, Julie	08:30:40.0	09:28:36.4	00:57:56.4	38	F	10k
2	124	Soffer, Angie	08:30:40.0	09:29:14.1	00:58:34.1	38	F	10k
3	135	Beaverson, Christina	08:30:40.0	09:32:15.4	01:01:35.4	38	F	10k
4	88	Blackwell, Candy	08:30:40.0	09:47:10.1	01:16:30.1	37	F	10k

### 10K 40 - 44 FEMALE - based on Gun Elapsed time



## Overall by Division Age Group Report

Position	Bib #	Name	Gun Start	Finish	Gun Elapsed	Age	Gender	Division
1	133	Bacon, Elizabeth	08:30:40.0	09:18:16.3	00:47:36.3	40	F	10k
2	99	Goebeler, Amy	08:30:40.0	09:22:17.6	00:51:37.6	43	F	10k
3	105	Holliday, Hannah	08:30:40.0	09:28:53.5	00:58:13.5	41	F	10k
4	104	Hetrick, Kara	08:30:40.0	09:29:13.7	00:58:33.7	40	F	10k

### 10K 45 - 49 FEMALE - based on Gun Elapsed time

1	151	Young, Karen	08:30:40.0	09:21:32.5	00:50:52.5	48	F	10k
2	112	Moul, Rebecca	08:30:40.0	09:22:48.9	00:52:08.9	45	F	10k
3	116	Odell, Michelle	08:30:40.0	09:28:11.6	00:57:31.6	47	F	10k
4	100	Gonzales, Susan	08:30:40.0	09:33:08.3	01:02:28.3	49	F	10k
5	107	Inman, Gretchen	08:30:40.0	09:37:34.7	01:06:54.7	45	F	10k
6	90	Contino, Teri	08:30:40.0	09:39:43.3	01:09:03.3	45	F	10k

### 10K 50 - 54 FEMALE - based on Gun Elapsed time

1	125	Stambaugh, Debbi	08:30:40.0	09:33:58.2	01:03:18.2	52	F	10k
---	-----	------------------	------------	------------	------------	----	---	-----

### 10K 55 - 59 FEMALE - based on Gun Elapsed time

1	153	Lebo, Marge	08:30:40.0	09:26:47.8	00:56:07.8	55	F	10k
---	-----	-------------	------------	------------	------------	----	---	-----

